

POLICY BRIEF

THE URGENT NEED TO IMPLEMENT PATIENT BLOOD MANAGEMENT

1. Introduction

In the past four decades, increased awareness of the inherent risks of transfusion has resulted in major initiatives to mitigate those risks through improvements in blood component safety. The realization that the intense focus on product safety had not been matched with a similar focus on improving transfusion decisions at the bedside led to the concept of “optimal blood use”. The practice of transfusion medicine now emphasizes the judicious use of transfusion, only when clinically indicated. The concept that “our own blood is still the best thing to have in our veins” (1) has given rise to various surgical “blood conservation” techniques (for example, minimization of blood loss, blood salvage and acute isovolaemic haemodilution). Underlying these efforts is the broader concept of “patient blood management” (PBM). This is a patient-centred approach that addresses iron deficiency, anaemia, coagulopathy and blood loss, in both surgical and nonsurgical patients, as risk factors for adverse medical outcomes. Under PBM, anaemia and iron deficiency are recognized as serious global health issues in their own right, affecting billions of people worldwide. Yet, globally, there is still a gap in awareness and implementation of **PBM as an overall framework to address the risks of iron deficiency, anaemia, blood loss and coagulopathy**. This policy brief focuses on the urgent need to close that gap and the steps needed to achieve that goal.

2. Purpose of this policy brief

This policy brief aims to:

- **create awareness** about the enormous, but greatly under-appreciated global disease burden of **iron deficiency, anaemia, blood loss and bleeding disorders**;
- **create a sense of urgency** for health care entities to implement **PBM**, a systematic, multidisciplinary, multiprofessional concept to routinely minimize these risk factors, and, in so doing, **significantly and cost-effectively improve health and clinical outcomes for hundreds of millions of medical and surgical patients, pregnant women, neonates, children, adolescents, elderly people, and the population as a whole**;
- **announce the upcoming World Health Organization (WHO) initiative to develop PBM Implementation Guidelines** that will serve as a framework for health care leaders of all Member States;
- **alert health ministries, social security services, health departments and policy-makers** about this global initiative and **call on them** to prepare for and foster the rapid dissemination and implementation of PBM in their jurisdiction;
- **coordinate these efforts** with existing initiatives pertaining to improved patient-centred care, patient safety and quality of care, including maternal, prenatal and child care, and nutritional supplementation programmes;
- **act as an accelerant for change** by educating the readers about what PBM is and is not, why PBM implementation is critical, and calling attention to the barriers to implementation.

3. The challenges of anaemia and blood loss to population health

Anaemia affects 1.95–2.36 billion people (2–4), of whom an estimated 1.24–1.46 billion are iron deficient (3–6). Another 0.98–1.18 billion are estimated to have isolated **micronutrient deficiency**, mostly of iron, which can lead to anaemia (7). Anaemia, including iron deficiency anaemia (IDA), and iron deficiency without anaemia are negatively affecting the lives of billions of many otherwise relatively healthy people. This results in reduced work productivity, impaired neurocognitive development in neonates, infants and children (8–11), increased maternal and child morbidity and mortality (12–15), negative impacts on women’s health (16) and diminished quality of life (17–19). Chronic anaemia is common in elderly people, but should not be considered a normal consequence of ageing (20). WHO plays a major role in addressing these population health challenges (21) and, thanks to its efforts, the global prevalence of anaemia has dropped slightly over the past two decades. However, few countries are on course to reach the WHO 2025 targets outlined in the 2014 anaemia policy brief (22). In addition, the global burden of disease due to anaemia, expressed in years lived with disability (YLD), remains high (Fig. 1) (22).

Too often, the high prevalence of anaemia, including IDA, anaemia of inflammation and iron deficiency without anaemia in most medical, surgical and obstetric populations, is underrecognized by health system leaders and most clinicians (22, 23). These conditions are associated with significantly increased morbidity, mortality, and intensive care unit (ICU) and hospital length of stay (23–25) as well as additional costs to the health care system (26). In surgical populations, preoperative anaemia rates can reach 75% (23). The incidence of hospital-acquired anaemia is reported to be between 35% and 74% (27, 28). In patients who have ICU stays of more than 7 days, the prevalence of anaemia is up to 100% (29, 30). Anaemia is a major predictor of the administration of perioperative allogeneic blood transfusion (24, 31).

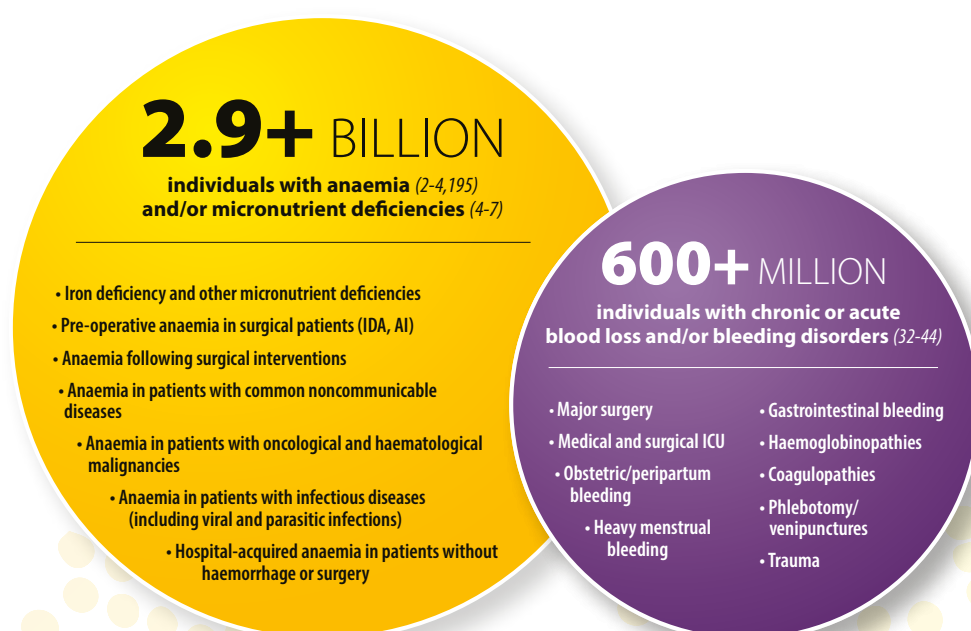
Partially overlapping with these populations, an estimated 600+ million people with **acute or chronic blood loss and coagulopathies** (bleeding disorders) add to the population at risk for anaemia (32–44). Blood loss and coagulopathy with bleeding are also independent risk factors for significantly increased morbidity, mortality, and ICU and hospital length of stay (45–47). Taken together, they represent one of the world’s biggest, largely preventable, yet greatly underestimated public health and health-economic burdens.



Adverse outcomes associated with anaemia, blood loss, coagulopathy with bleeding and transfusion

Anaemia symptoms in **otherwise healthy individuals** include, but are not restricted to, cognitive dysfunction, weakness, fatigue, headache, shortness of breath, emotional instability, depression and restless leg syndrome (48). Symptoms of isolated iron deficiency, the most common micronutrient deficiency, are mostly the same as those of anaemia (7, 48–50). Importantly, **iron deficiency alone** is associated with poor functional status in patients with cancer, and decreased functional status as well as increased morbidity and mortality in patients with chronic heart failure and those who have had cardiac surgery (17, 21, 51–57). **In pregnant women**, anaemia is linked to reduced physical activity as well as alterations of cognitive performance and immunological function. Other effects include an increased risk of antepartum, intrapartum, and postpartum maternal morbidity and mortality secondary to peripartum haemorrhage. There is also an increased risk of hypovolaemic shock, fluid overload, dilutional coagulopathy, surgical intervention and transfusion (13–15, 58, 59). Anaemia as well as isolated iron deficiency during pregnancy is linked to adverse outcomes in **neonates**, including poor feeding, neonatal infection, intensive care unit (ICU) admission, transfusion, neurocognitive alterations, increased risk of attention deficit and hyperactivity disorder, increased risk of autism spectrum disorder, preterm births, low birthweight and perinatal mortality (8, 10–12, 14, 60). Anaemia prior to surgery in neonates is associated with significantly increased mortality (61). **In children and adolescents**, anaemia and iron deficiency without anaemia are also associated with impaired cognition and cognitive development (8, 62, 63). As a comorbidity in **surgical and medical patients**, anaemia is associated with adverse outcomes including increased morbidity, mortality, average length of stay in hospital and in the ICU, and diminished quality of life (17, 23–25, 51, 53, 64–71). **Severe bleeding** due to peripartum haemorrhage, trauma, surgery and heavy menstrual bleeding is associated with adverse outcomes including increased morbidity, mortality and average length of stay in hospital and the ICU. Disease-related and medication-induced **coagulopathy with bleeding**, largely a result of the increased use of anticoagulant and antiplatelet medications, is also associated with adverse outcomes (40, 45–47, 72). **The multiple missed opportunities to appropriately manage and preserve the patient's own blood is also the main driver for transfusion** of red blood cells and other blood components. The literature suggests that transfusion per se, after risk adjustment, is independently associated in a dose-dependent manner with adverse outcomes including increased morbidity, mortality and average hospital and ICU length of stay. This includes patients with trauma and critical bleeding (73–83), for example, those who are critically ill or in the ICU (84–90), patients who have cardiac surgery (91–108), and many other surgical and medical patients, including paediatric and burns patients (109–128). Randomized controlled trials have demonstrated lack of benefit, and sometimes harm of liberal transfusion (129–131). Immunomodulation and storage lesion are considered to play key causative roles in adverse transfusion outcomes (132–137).

Fig. 1. Global prevalence of anaemia, blood loss and bleeding disorders and their etiologies

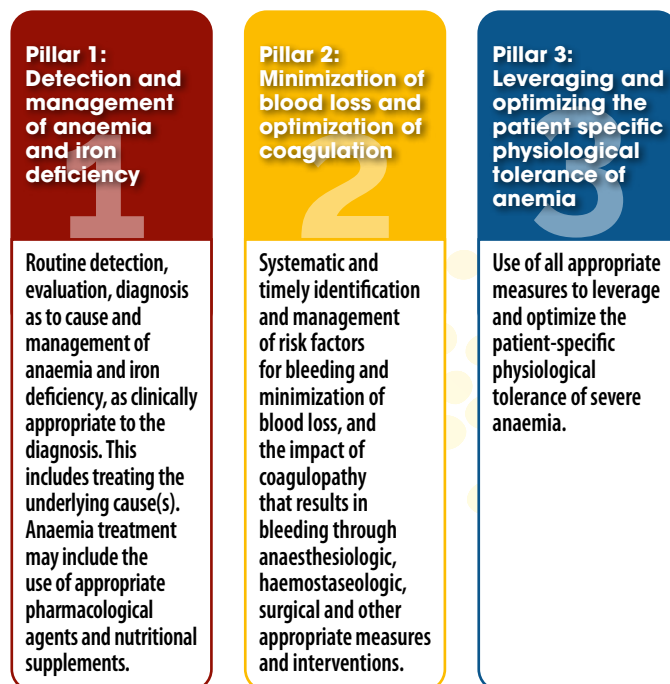


4. What is PBM, how did it develop and what are the underlying principles?

PBM was originally developed to improve outcomes in surgical patients (138). An example of an early, jurisdiction-wide, large-scale PBM programme that included all patients, medical and surgical, is that of Western Australia. PBM was implemented in Western Australia from 2008 to 2012 as a government sponsored, state-wide standard of care across all tertiary hospitals, including all emergency and elective medical and surgical patients. This programme was associated with significantly improved outcomes, cost-savings of many millions of dollars and a significant reduction of blood product usage (Fig. 2) (139). From its origins as a strategy for surgical patients, PBM has evolved into a comprehensive care paradigm to manage anaemia and preserve a patient's own blood. It is being applied in the care of medical and surgical patients, pregnant women, neonates, children, adolescents, elderly people and the population as a whole. **The overarching aim of PBM is to improve patient outcomes, while saving health care resources and reducing costs.** In 2010, PBM was endorsed by World Health Assembly Resolution WHA63.12 (140).

PBM's central tenet is the use of every appropriate measure to protect and manage a patient's own blood, in a manner that is tailored to the needs of the individual patient. The underlying principles are known as the "three pillars of PBM" (138, 140):

Three pillars of patient blood management



Several additional principles apply to PBM (141):

- patient education and empowerment, informed consent and shared decision-making;
- use of multiprofessional, patient-specific protocols throughout the entire continuum of care; and
- development of systems to ensure seamless interaction between primary care physicians, family doctors, specialists and hospital-based health care professionals.

Characteristics of patient blood management

Patient blood management addresses the problems of anaemia, blood loss and coagulopathy. **It is a patient-centred, systematic, evidence-based approach to improve patient outcomes by managing a patient's own blood** through diagnosis and etiology-specific treatment of anaemia **and preserving the patient's own blood** by minimizing blood loss and bleeding, **while promoting patient safety and empowerment** (142). It reduces the utilization of health care resources as well as expenditures, transfusion dependency, and the risks and complications of transfusion.

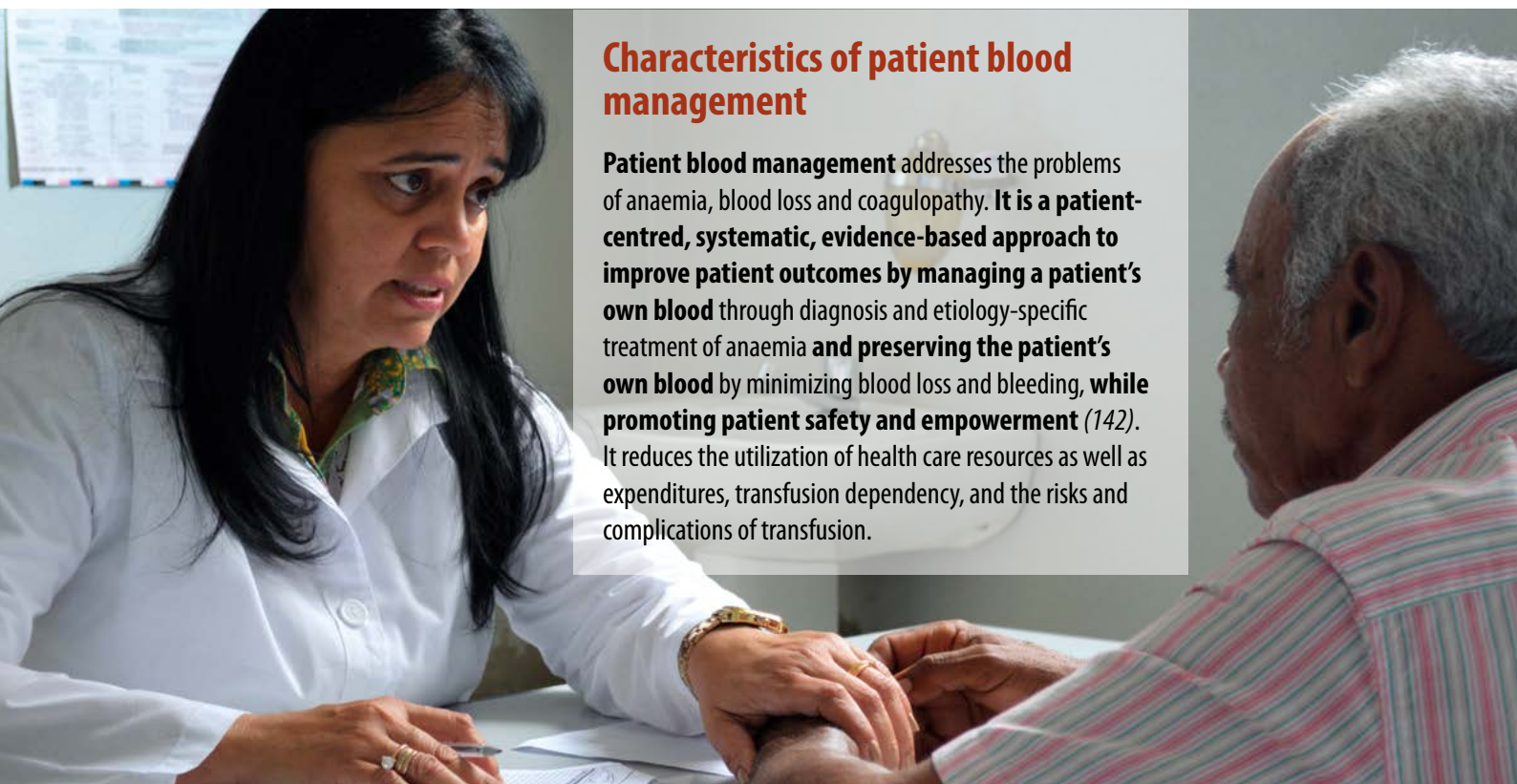
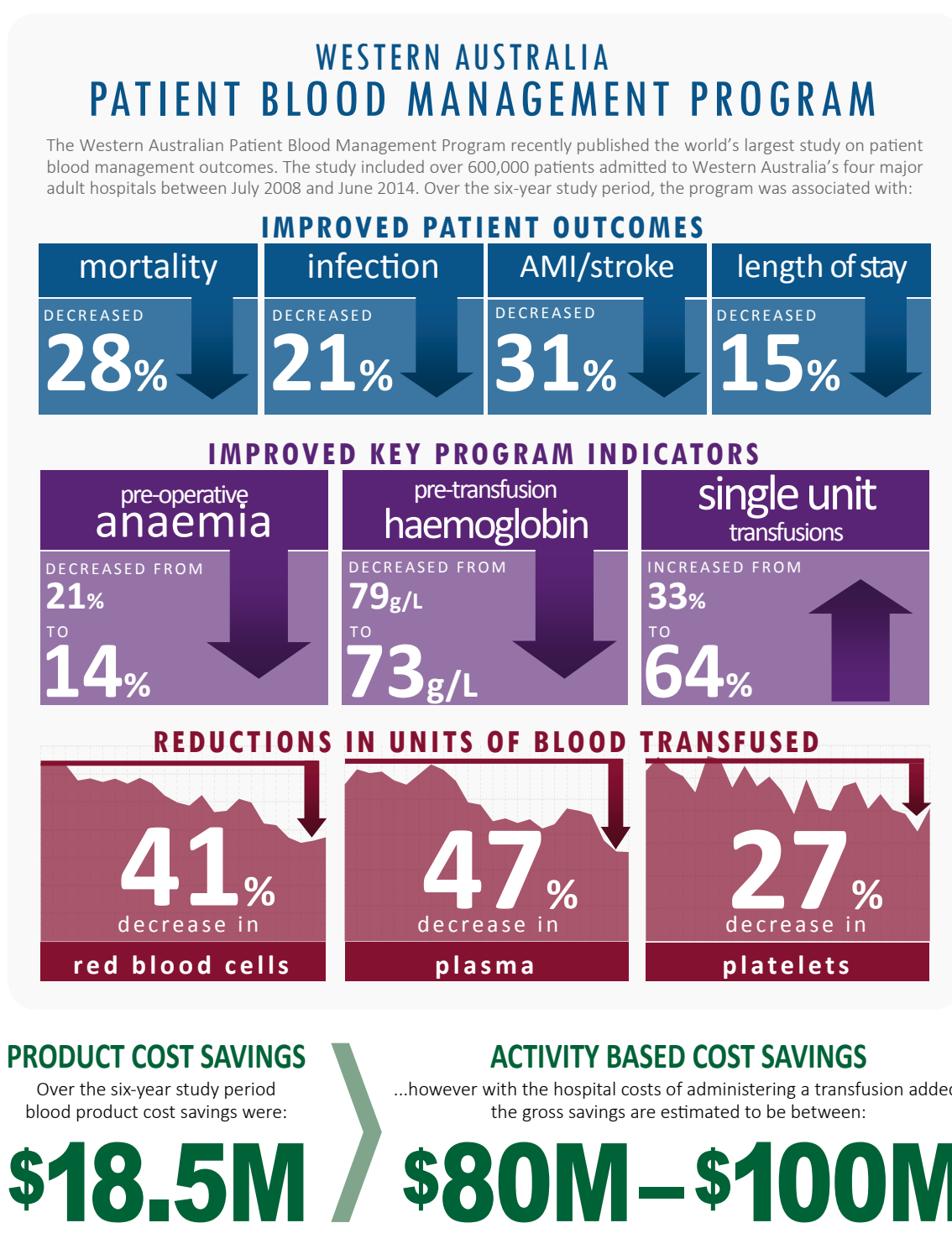


Fig. 2. Clinical and economic outcomes of the Western Australia patient blood management programme, 2008–2014



For more information see: Leahy MF et al. Improved outcomes and reduced costs associated with a health system-wide Patient Blood Management Program. *Transfusion*.

5. What does PBM offer and what are some of the challenges to its implementation?

PBM has the potential to significantly improve global population health and the clinical outcomes of hundreds of millions of surgical, medical and obstetric patients and the population at large, while reducing health care costs by billions of US dollars (139, 143). This potential exists throughout the lifecycle, from infancy to old age, including a significant impact on maternal health and pregnancy. Interventions occur at the population health level as well as at the level of individual patient interactions with the health care system. PBM promotes patient safety and advances patient education and empowerment. It significantly reduces the demand for allogeneic blood components, and thus the national dependency on transfusion (144). Particularly in low-income countries (LICs) and lower middle-income countries (LMICs), it helps to mitigate some of the resource constraints in health care (145).

Based on the WHO's broad endorsement, the scientific and economic evidence in support of PBM, and respect for the fundamental principles of ethics, it is essential that health care systems worldwide implement PBM as a standard of care. However, most countries have not yet succeeded in doing so. One barrier to adoption of PBM as a standard of care has been a lack of awareness among both patients and health care professionals. Awareness of PBM and its multiple benefits should be promoted among all stakeholders: patients, patient organizations, health authorities including those responsible for universal health coverage, public health

experts, health economists, the vast community of health care professionals, hospital administrators and others.

More challenging than the dissemination of knowledge about PBM is its implementation. Current patterns of practice are long-standing and deeply ingrained. Implementation of PBM¹ involves an unusually large number of disparate stakeholders whose interactions need effective management. PBM implementation requires a change in culture and behaviour, structural adjustments in health services delivery and redirection of scarce resources. Hospital transfusion committees that are product-centred should be restructured as hospital PBM committees with a focus on patient management. Robust data collection and reporting of outcomes is essential to support this change.

PBM initiatives may be met with resistance by some stakeholders (146). Therefore, and with support from a large group of diverse international experts, WHO will create PBM implementation guidelines over the next 2 years. These guidelines will serve as a framework for health care leaders of all Member States to develop their own Regional clinical PBM guidelines, that will take into account geographical differences in epidemiology, etiology of anaemia and blood loss, resources and other socioeconomic determinants of health. This will also help link PBM to public health agendas and other quality improvement initiatives at all levels of health care from primary to quaternary.

¹ The implementation of PBM supports six of the seventeen Sustainable Development Goal (SDG) 3 targets: 3.1, 3.2, 3.4, 3.6, 3.8 (indirectly) and 3D. It also supports the first of the Triple Billion Targets (benefiting from universal health coverage) indirectly and the other two directly as well as many of the priorities formulated at WHO's Global Forum for Blood Safety: Patient Blood Management in Dubai 2011.

6. Why is it important to distinguish between PBM and the concept of “optimal blood use”?

The goal of PBM is not reducing blood transfusions or restricting the use of transfusion or any other therapy per se. Rather than transfusion being a default decision based on a specified haemoglobin concentration, PBM may pre-empt the use of blood transfusion by placing importance on the patient’s own blood as a valuable resource, long before transfusion is even considered (147). A reduction in the numbers of transfusions simply follows as a direct result of PBM. Strict adherence at the bedside to the principles of “optimal blood use”, that is, clinically indicated transfusions at the minimal effective dose, helps to further minimize transfusion. However, these “optimal blood use” programmes, designed to reduce “the need for transfusion,” have a narrow focus compared with the broader clinical approach of PBM to overall patient care and outcomes.¹ A thorough understanding of the difference between PBM and optimal blood use will help shift the focus “from the product to the patient” and sustain efforts to implement PBM.

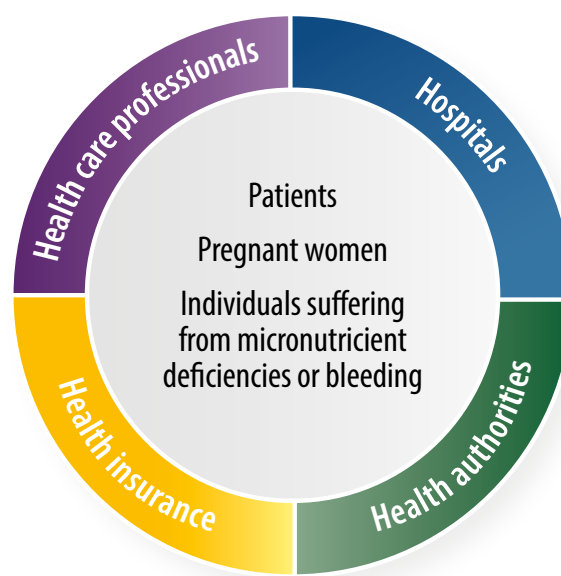
7. Who will benefit from PBM and how?

There are five main groups of beneficiaries from PBM:

- individuals living with anaemia or at risk for developing anaemia, including individuals with isolated iron deficiency, and those with bleeding or blood loss;
- health care professionals including general practitioners, family doctors and nurses, specialty consultants, surgeons and hospital-based clinicians;
- health care institutions and hospitals;

- health insurers and insurance organizations;
- health authorities at the federal and jurisdictional levels, including public health care systems in general (Fig. 3).

Fig. 3. Beneficiaries of PBM



PBM has benefits not only for people who have anaemia or are at risk for anaemia, bleeding or blood loss, but also for otherwise healthy individuals (9, 17, 148–150). These include:

- improved cognitive and productive performance while engaged in education, work and leisure;
- fewer symptoms such as fatigue, weakness or headache, leading to improved quality of life;
- reduced maternal, neonatal and child morbidity and mortality;
- improved outcomes and health care related quality of life for anaemic patients in the community whether or not they have comorbidities.

The benefits of PBM for surgical, medical and obstetric patients include (54, 59, 139, 143, 151–168):

- improved outcomes including lower morbidity, mortality and reduced length of stay in hospital and the ICU;
- fewer complications;
- recognition of patients’ rights (patient education and empowerment, and shared decision-making);
- improved experience of care as a result of patient-centredness;
- depending on the health care system, decreased private “cost covering” (out-of-pocket expenses including deductibles).

¹ The *Aide-memoire for national health programmes: clinical use of blood* (https://www.who.int/bloodsafety/clinical_use/en/Aide-Memoire_23.3.04.pdf) proposed policies and strategies to reduce the need for transfusions. Besides transfusion strategies, this included the prevention, early diagnosis and effective treatment of conditions that could result in the need for transfusion, the use of good surgical and anaesthetic techniques, pharmaceuticals and medical devices to reduce blood loss, the availability and use of simple alternatives for volume replacement, including intravenous replacement fluids (crystalloids and colloids). An earlier document (https://www.who.int/bloodsafety/clinical_use/en/who_bct_bts_01_3.pdf?ua=1), on *Developing a national policy and guidelines on the clinical use of blood* includes a recommendation that blood loss should be minimized to reduce the patient’s need for transfusion, and that patients with acute blood loss should receive effective resuscitation (e.g. intravenous replacement fluids and oxygen) while the need for transfusion is being assessed.

The benefits of PBM for health care professionals include (139, 143):

- better clinical outcomes;
- improved clinical key performance indicators and quality metrics;
- more satisfied patients and potentially higher staff retention rates.

The benefits of PBM for health care institutions and hospitals include (139, 141, 143, 169–173):

- reduced costs and resource utilization;
- improved hospital key performance indicators in terms of complication rates, average lengths of stay in hospital, readmissions and mortality;
- improved patient safety and quality of care;
- reduced institutional dependency on transfusion.

The benefits of PBM for health insurance systems include (26, 174–176):

- improved cost containment;
- less morbid customer base.

The benefits of PBM for health authorities at the federal and jurisdictional levels include (139, 144, 177):

- improved community and population health status in terms of
 - work productivity,
 - educational status,
 - years lived with disability,
 - neonatal and infant health outcomes,
 - maternal mortality;
- improved and more effective resource allocation;
- improved productivity in health care;
- improved access to health care;
- reduced national dependency on transfusion;
- improved pandemic response.

8. Why is there an urgent need for PBM?

The exceptional scope and magnitude of the unmet need to manage and preserve patients' own blood, the reality of the ageing of society with the likelihood that it will further increase this magnitude (6), and WHO's

repeated calls to implement PBM, beginning in 2010 with WHA63.12, speak to the urgent need for implementation of PBM. The drivers are the three "E's" of evidence, economics and ethics:

- ① Scientific **evidence**, including "real world evidence" (139, 177, 178) from case-control and cohort studies (179–181), propensity score matched analyses (182), randomized controlled trials of the therapeutic strategies of PBM (181, 183–187) and a meta-analysis (143) show improved clinical outcomes with PBM.
- ② A strong **economic** argument can be made in terms of cost-effectiveness, alleviated cost constraints and almost immediate returns on investment (139, 188, 189).
- ③ There is an **ethical** obligation not to ignore and withhold a medical model that is beneficial not only for society at large, but also for highly vulnerable populations, individual patients and blood donors (190).

A response from the global health care community is needed. Delaying the implementation of PBM translates into increased morbidity and mortality. There is no doubt that "our own blood is still the best thing to have in our veins" (1). Taken together, these considerations demonstrate the urgent need for the implementation of PBM as a global standard of care. Efforts to implement PBM should be coordinated with existing initiatives to improve patient safety and quality of care, including maternal, prenatal and child care, and nutritional supplementation programmes to name but a few.

PBM provides a rare opportunity in health care of "getting more for less" by reducing overall treatment cost and improving patient outcomes while simultaneously improving overall population health status. This justifies making PBM a global priority. The scope and magnitude of the need and the promise of an immediate return on investment in terms of patient outcomes and economic benefits demands that PBM implementation initiatives be supported by comprehensive data collection to facilitate and guide optimal reallocation of human and financial resources.

The unmet need to manage and preserve the patients' own blood

For millions of patients facing anaemia, blood loss and/or coagulopathy, **transfusion of allogeneic blood components is still the default therapy**. This is despite evidence that the efficacy and safety of transfusions is suboptimal in many clinical settings. **PBM results in significant reductions and pre-emption of transfusion** of red blood cells, fresh frozen plasma and platelets **with similar or improved outcomes** including (139, 143, 179, 191–193):

- reduced mortality (139, 143, 179)
- a reduction in major morbidity, for example acute myocardial infarction and stroke (139, 143)
- a reduction in the incidence of complications (143, 193)
- decreased overall length of stay in hospital and the intensive care unit (139, 143, 179)
- decreased costs (139, 172, 193, 194).

Many populations benefit from PBM as described below.

① **Anaemia in the general population** affects an estimated 1.95 to 2.36 billion individuals worldwide, with the highest prevalence in low- and lower middle-income countries (LICs and LMICs) (2, 3). Iron deficiency anaemia (IDA) alone affects an estimated 1.24 to 1.46 billion people (3–6). Twice that number may suffer iron deficiency without anaemia or other micronutrient deficiencies that can lead to anaemia (7). Anaemia of inflammation is the second most common anaemia worldwide and often coexists with IDA, particularly in people living in LICs and LMICs with a high prevalence of nutritional deficiencies and infectious diseases (195, 196). Anaemia is most prevalent in **neonates and children, women of reproductive age especially during pregnancy, and in elderly people** (4). The global disease burden of anaemia is huge and is associated with:

- significantly increased child morbidity and mortality (12);
- impaired neurocognitive development of infants, children, and adolescents (8–11);
- significantly increased maternal morbidity and mortality (13–15);
- social costs and loss of work productivity (197–200);
- reduced quality of life (17).

The macro-economic dimension of anaemia measured in years lived with disability corresponds to 8.8% of all conditions worldwide, and it causes cognitive and productive gross domestic product losses of up to 4.05% (22, 197). Detection and management of anaemia in the general population, and particularly in more vulnerable subgroups, remains an unmet need (22).

② **Preoperative anaemia in surgical patients** is more prevalent than in the general population and is associated with a highly significant increase in morbidity, mortality and average hospital length of stay (ALOS) associated with most types of surgery (23–25). With an estimated global volume of 313 million surgeries (2010), and even though anaemia is easy to detect and its underlying causes are generally readily correctable, more than 100 million surgeries are likely to be performed on anaemic patients (34). Isolated iron deficiency, a treatable and potentially preventable condition, is also associated with higher morbidity and mortality in surgical patients (201). Also, despite being largely preventable, many surgical patients suffer from hospital-acquired anaemia, particularly in intensive care settings (202, 203).



The unmet need to manage and preserve the patients' own blood (continued)

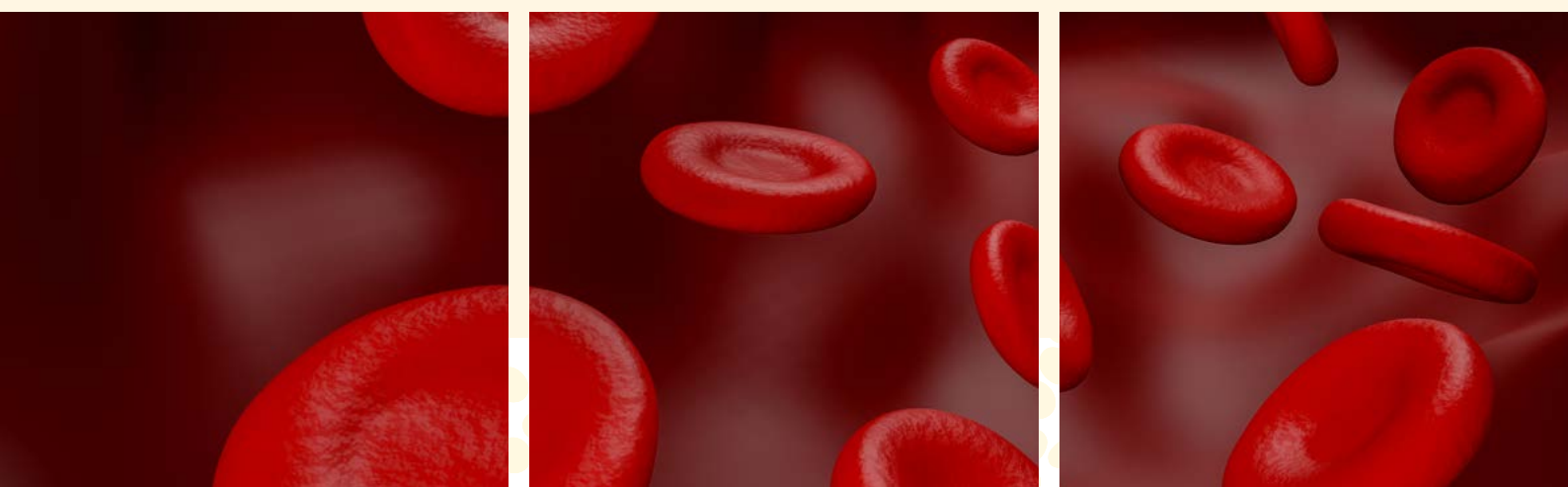
③ **Anaemia** is often a comorbidity in **patients with common noncommunicable diseases**. Of 700 million patients with chronic kidney disease worldwide, with prevalence estimates for anaemia in this population between 14% and 64%, 100 million or more are likely to suffer from anaemia (204–208). Among the 420 million patients with cardiovascular disease (CVD) (209) and in the 476 million patients with diabetes (210), anaemia is common. Its prevalence in the subset of CVD patients with chronic heart failure (CHF) is approximately 26 million worldwide (211). It occurs in approximately 30% of stable and 50% of hospitalized CHF patients (64). In addition, overall, 50% of CHF patients with or without anaemia have iron deficiency (65). The overall prevalence of anaemia in people with type 2 diabetes is estimated at 30% (212). Anaemia as a comorbidity of CHF and diabetes affects at least 170 million people. Anaemia in these populations is associated with a highly significant increase in morbidity (64–66), mortality (64–66), hospitalizations and ALOS (53, 67), but remains underrecognized and undertreated (206, 213–215).

④ **Anaemia in patients with oncological or haematological malignancies** has a prevalence of between 26% and 53% (216), and is reported to be as high as 75% in patients with solid tumours who are receiving chemotherapy (217). With more than 19 million new cancer patients every year, a minimum of 5 to 10 million are suffering from concomitant anaemia (218). The evidence suggests that anaemia in these patients is associated with increased morbidity and mortality as well as poorer functional status and health care related quality of life (17, 51, 68, 69). Although guidelines are available on measures to pre-empt or minimize anaemia in these patients (219), the clinical application of these guidelines in direct patient care is underutilized.

⑤ **Anaemia** is highly prevalent in patients with **infectious diseases** including **viral and parasitic infections** (22). Prevalence varies significantly from region to region: it is highest in the LICs of Asia and sub-Saharan Africa and lowest in the high-income countries of Asia, Australia, Europe and North America (22). Globally, the prevalence of anaemia attributable to infectious diseases, including hookworm, malaria, schistosomiasis, other infectious diseases and neglected tropical diseases is estimated as 12 000 per 100 000 population (220). Pregnant and lactating women are at greater risk of anaemia from hookworm infection (22). Of people living with HIV infection, it is estimated that 18–32% of those without AIDS and 48–85% of those with clinical AIDS have at least mild anaemia (221). The severity of anaemia is an independent risk factor for predicting mortality from HIV (22, 71). Anaemia as a comorbidity in patients with infectious diseases is associated with increased mortality (70, 71) and increased morbidity, including poorer pregnancy outcomes (220) and increased years lived with disability (222).

⑥ **Hospital-acquired anaemia** is highly prevalent in hospitalized patients. Between 35% and 75% of patients admitted to hospital develop anaemia during their stay (27, 28), and the prevalence is up to 100% in patients with ICU stays of more than 7 days (29, 30). Of those who are anaemic when discharged from hospital, about half are still anaemic up to 12 months later (29).

⑦ **Acute major blood loss** due to **pregnancy, surgery and trauma** affects millions of patients. The global incidence of postpartum haemorrhage (PPH) is 6%, or an estimated 8.4 million events per annum, and severe PPH occurs in 1.86% of all deliveries, or an estimated 2.5 million events (32). Recent evidence suggests an association between a low prepartum haemoglobin concentration and an increased risk of PPH (13, 223).



The unmet need to manage and preserve the patients' own blood (continued)

About 80–90% of patients are anaemic following surgery (33). The total number of surgical procedures each year is estimated at 313 million (34). The global burden of severe haemorrhage associated with trauma is difficult to estimate, but road traffic accidents alone account for at least 50 million cases. Of these, LMICs in the African Region and South-East Asian Region account for greater than 50% of the total (35). More than 56 million people sustain injuries each year that are severe enough to warrant inpatient care (36). Massive blood loss is associated with increased mortality, major morbidity and increased length of stay in ICUs and overall hospital length of stay. Although guidelines are available on how to minimize and pre-empt blood loss in these populations, and to manage anaemia and support haemodynamics and oxygenation,⁽¹⁶⁰⁾ clinical application of these guidelines in direct patient care is underutilized.

⑧ **Major disease-related blood loss** affects millions of **gastroenterology** patients (37, 38). Acute upper gastrointestinal bleeding alone represents a significant clinical and economic burden, with a reported incidence of 48–160 cases per 100 000 adults each year (39). Acute lower gastrointestinal bleeding from such causes as ischaemic colitis, diverticulosis and angiodysplasia may be equally common, with a crude incidence of 87 per 100 000 population (40). Chronic gastrointestinal bleeding, especially from lower gastrointestinal neoplasms, contributes significantly to iron deficiency anaemia. Chronic gastrointestinal blood loss without overt bleeding is a common cause of unexplained anaemia with iron deficiency (41). Gastrointestinal bleeding – acute, chronic and occult – is frequently exacerbated by the use of anticoagulant and antiplatelet medications, and is associated with increased mortality (40, 72), morbidity (40, 72), and persistent anaemia and iron deficiency (41).

⑨ Excessive **blood loss from heavy menstrual bleeding** affects an estimated 400 million women (42, 43) and is associated with reduced quality of life, lost productivity at work and interruption of girls' education. Anaemia, IDA and iron deficiency in this population are highly prevalent and often persistent. International guidelines for the management of IDA and iron deficiency in these patients are not adequately addressed and adopted in guidelines for management of heavy menstrual bleeding (42).

⑩ **Acquired and medication-induced coagulopathies** are increasingly prevalent. Early trauma induced coagulopathy (TIC) is common, occurring in over 15% of patients admitted with trauma. It is also reported in up to 11% of mildly injured patients without physiological derangement or blood product administration (44). Use of anticoagulants, including vitamin K antagonists and other direct oral anticoagulants is increasingly common in ageing societies that have a high prevalence of cardiovascular comorbidities. Use of platelet inhibitory drugs is also increasing, including dual antiplatelet therapy in patients with cardiac stents. The risk of major bleeding is significant: it is estimated to be as high as 2.1 per 100 patient years (162). Acquired and medication-induced coagulopathies and medication-induced platelet dysfunction are associated with increased mortality, major morbidity including haemorrhagic stroke, and increased ICU and overall length of stay (162, 224–226).



9. Who should take the lead in implementing PBM?

The implementation of PBM as standard of care should be viewed as a community and population health initiative that encompasses everyone. Successful implementation of PBM helps to improve the national health status through health protection, health promotion and disease prevention, the most essential public health services. **The primary responsibility for a system-wide implementation of PBM lies with ministries and departments of health**, whereas the involvement of key members of parliament or comparable legislative bodies, supported by medico-legal experts, might be advisable to legally ensure patient empowerment and full informed consent related to PBM. Implementation should involve all relevant legal entities and regulatory bodies under their jurisdiction. Because PBM implementation requires educational efforts and affects economic affairs as well as national finances and budgets, it might be advisable to involve the respective ministries. The public health authorities might choose to provide direct or, through nomination and funding of a multiprofessional body of external experts, indirect governance.

Under national governance, and to develop national PBM policies and guidelines that will integrate PBM into health care, the stakeholder groups listed below (partly mirrored by the PBM beneficiary groups listed in Section 7) need to be consulted, coordinated and organized:

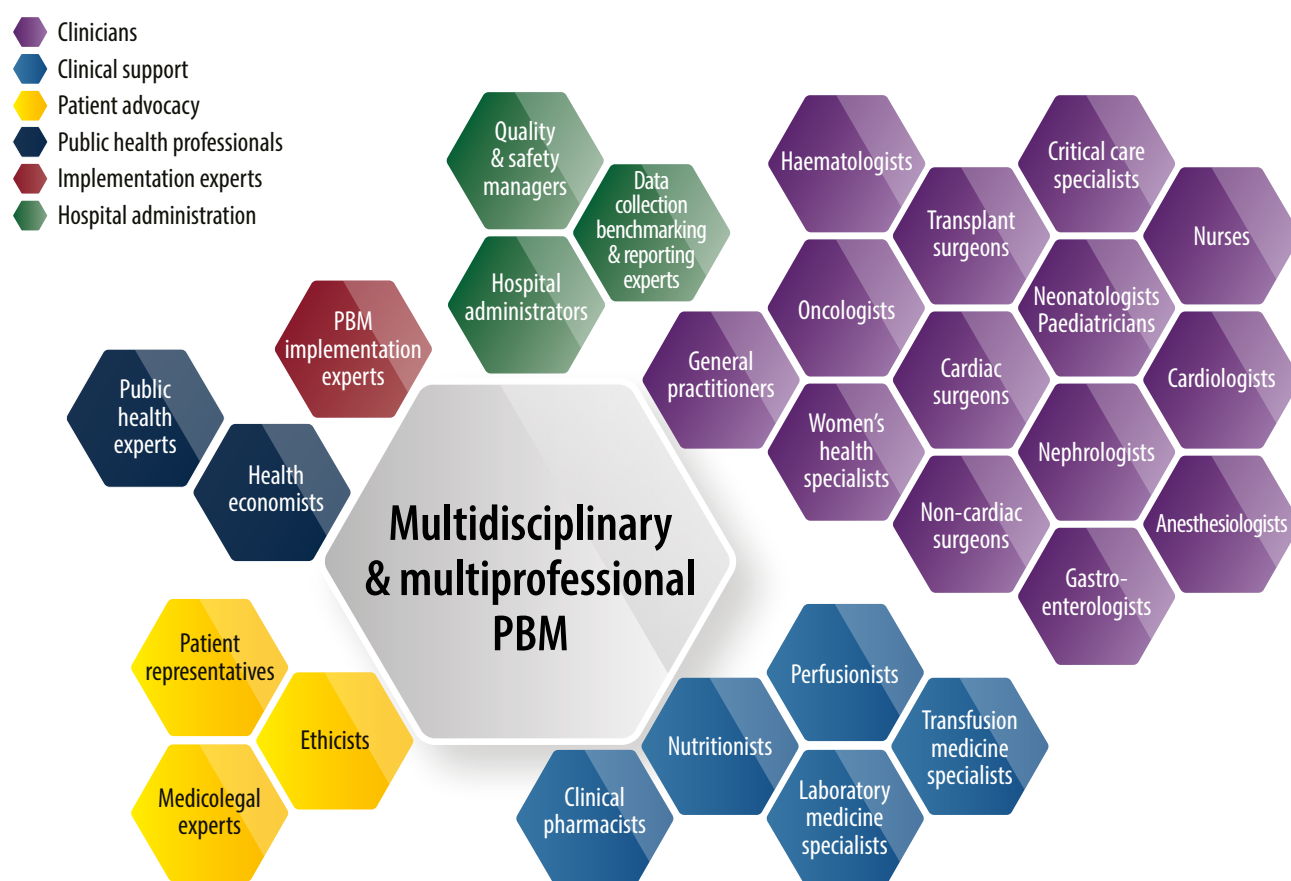
- **Patient advocacy and support groups:** Individuals and patients suffering from anaemia and at risk of blood loss are at the core of PBM and should be represented through patient advocacy, patient organizations, patient support groups and community health centres. They need to be proactively informed about PBM and its benefits before being encouraged to express their demands and expectations. Professional support from medico-legal experts and ethicists might be advisable.
- **Medical, nursing and pharmacy school faculty:** Universities and their schools for medicine, nursing and pharmacy play a key role in educating informed practitioners of PBM.
- **Medical and other professional societies:** To effectively present, disseminate and incorporate evidence relating to PBM, health care professionals should be represented through key members of the professional medical societies that are most relevant to PBM. Professional societies of nurses, perfusionists, nutritionists, pharmacists, laboratory scientists and technicians should also be represented. Those responsible for developing and updating undergraduate and postgraduate curricula for medical training and training of allied health professionals must be involved.
- **Administrative leadership in key departments:** Hospital administrators, medical directors, nursing directors, data analysts, IT experts and quality and safety managers should be involved to represent the economic and business interests of health care institutions.
- **Health insurance organizations and public hospital pricing authorities:** Key representatives of health insurance systems should help optimize incentives, remove disincentives and ensure outcome-based reimbursement schemes. For the public sector, involvement of the “architects” of universal health care coverage is advisable.
- **Public health experts, epidemiologists, and health care regulators:** The participation of public health experts, supported by epidemiologists and health economists, is necessary to quantify and validate the overall impact of PBM on population health status. Quality and safety regulatory and accreditation organizations as well as other accreditation bodies (for example drug and medical regulators, and standards agencies) should be invited to contribute. Agencies for pandemic and disaster response and national blood services should also be involved.

10. How can PBM be integrated into health care?

As demonstrated by successful PBM programmes, the use of a proven implementation methodology, supported by local epidemiological and patient-level hospital data for reporting and benchmarking purposes, is pivotal (139, 227). Ideally, reporting and benchmarking is done at hospital level and at an individual physician level. The pace of change in medicine is historically slow and adoption of new practices often lags several decades behind discovery of new evidence. This delay is even

more marked with PBM implementation, where the challenge lies in changing clinical culture and physician behaviour. Physicians and others must unlearn and abandon some old practices to enable them to adopt the broad, integrated approach of scientifically based PBM. Also, the effective management of the unusually broad range of different stakeholder groups needs to be well supported through formal implementation methodology (Fig. 4). These are all important aspects that will be covered in the *PBM implementation guidelines* being developed by WHO.

Fig. 4. Stakeholders in multidisciplinary and multiprofessional PBM



11. What needs to be considered when integrating PBM into health care?

The regional differences in the prevalence and etiologies of anaemia, blood loss and coagulopathy with bleeding and, more importantly, the differences in health care structure and socioeconomic determinants, require PBM strategies and policies that are specific to the needs and possibilities of each region. Although the principles of PBM are universally applicable, the severe economic constraints of LICs and LMICs might restrict access to highly effective pharmaceuticals and devices that support PBM. These constraints should not preclude PBM implementation. Instead, they are a strong argument in favour of PBM implementation, since the status quo places unsustainable economic burdens on LICs and

LMICs. For instance, in Zimbabwe, the overall cost of producing one unit of red blood cells is US\$ 131, which is equivalent to 13.7% of the country's annual gross domestic product per capita, not even including the additional activity-based cost of administering red blood cell transfusions (228, 229). A multidisciplinary PBM expert group that fosters the implementation of PBM in South Africa, and in the whole of sub-Saharan Africa, cautioned:

“The decision to allocate more resources to supporting the product-focused transfusion model rather than the patient-centric PBM model could be likened to the establishment of landlines in a geographical area bare of communication infrastructure rather than setting up highly effective and much less costly mobile phone networks de novo (145).”

Key points

Beneficiaries of PBM

- **Almost every individual can benefit from PBM** during their lifetime. This benefit is even more pronounced given the ageing society and the increase in noncommunicable chronic diseases such as chronic kidney diseases, chronic heart diseases and diabetes. Patients and populations that benefit include **people with chronic anaemia or micronutrient deficiencies, women of reproductive age and children, patients with chronic diseases, surgical, medical and obstetric patients and patients in general, due to education and empowerment**. Benefits include improved quality of life, work productivity, cognitive performance and cognitive development; decreased adverse outcomes including morbidity and mortality; improved health and health-related quality of life; reduced hospital admissions; greater patient empowerment through shared decision-making.

Impacts on health care delivery and universal health coverage

- PBM improves national health status through health protection, health promotion and disease prevention, the most essential public health services. It facilitates access to health care by reducing average length of stay in hospital and resource utilization. PBM also improves community health and wellness, including that of individuals who might not have even been considered as in need of transfusion.
- Providing PBM can reduce health system costs by improving health outcomes, preventing secondary health conditions and incurring fewer costs. This supports the target of universal health coverage by reducing the intensity of resource utilization. By reducing the role for blood transfusion, PBM decreases institutional and national dependency on blood transfusions, including the demands on blood banks, blood centres and the donor population.
- Since PBM reduces national and institutional dependency on transfusions, it leads to an improved pandemic response when blood shortages occur as a result of emerging or re-emerging infectious diseases in the blood pool, or when there is a reduction in donors or donations due to social distancing, business or school closures, among others.

Key points (continued)

Barriers to implementation

- Adoption of PBM as a standard of care remains an unmet, but urgent need. There is a persistent lack of awareness about PBM on the part of patients, health authorities including those responsible for universal health coverage, health care professionals such as doctors, nurses and pharmacists, professional societies, public health experts, health economists, hospital administrators and others.
- The implementation of PBM is challenging due to the level of complexity and the need for managing an unusually large number of diverse stakeholder groups.
- Inclusion of PBM in universal health coverage is key to increasing and centralizing health investments in PBM. Such investments are often fragmented, siloed and inefficient.
- Despite the evidence for improved patient outcomes with PBM, its economic advantages, the ethical imperative in favour of PBM and WHO's endorsement, culture and behaviour including existing medical dogma are the main obstacles to the implementation of PBM.
- The long-established position of transfusion as "usual care" for anaemia and bleeding continues to hamper the adoption of PBM.

Alignment with WHO initiatives

- PBM supports six of the thirteen targets of SDG 3 goal.
- PBM supports the first of the Triple Billion targets (benefiting from universal health coverage) indirectly and the other two directly.
- PBM is consistent with resolution WHA63.12 (2010) and with several priorities of WHO's Global Forum for Blood Safety: Patient Blood Management in Dubai 2011.
- By pre-empting transfusion and reducing reliance on a donated blood supply, PBM supports the action framework to advance universal access to safe, effective and quality-assured blood products 2020–2023.

12. Call to action

All Member States should act quickly through their ministry or department of health to adopt their national PBM policy, install the necessary governance, and reallocate resources to improve the population health status and individual patient outcomes while reducing overall health care expenditures.



References

- Frenzel T, Van Aken H, Westphal M. Our own blood is still the best thing to have in our veins. *Current opinion in anaesthesiology*. 2008;21:657-63. doi: 10.1097/ACO.0b013e3283103e84.
- Disease GBD, Injury I, Prevalence C. Global, regional, and national incidence, prevalence, and years lived with disability for 354 diseases and injuries for 195 countries and territories, 1990-2017: a systematic analysis for the Global Burden of Disease Study 2017. *Lancet*. 2018;392:1789-858. doi: 10.1016/S0140-6736(18)32279-7.
- Vos T, Allen C, Arora M, Barber RM, Bhutta ZA, Brown A et al. Global, regional, and national incidence, prevalence, and years lived with disability for 310 diseases and injuries, 1990-2015: a systematic analysis for the Global Burden of Disease Study 2015. *Lancet*. 2016;388:1545-602. doi: 10.1016/S0140-6736(16)31678-6.
- Kassebaum NJ, Collaborators GBDA. The Global Burden of Anemia. *Hematol Oncol Clin North Am*. 2016;30:247-308. doi: 10.1016/j.hoc.2015.11.002.
- Pasricha SR, Tye-Din J, Muckenthaler MU, Swinkels DW. Iron deficiency. *Lancet*. 2020. doi: 10.1016/S0140-6736(20)32594-0.
- Vos T, Abajobir AA, Abate KH, Abbafati C, Abbas KM, Abd-Allah F et al. Global, regional, and national incidence, prevalence, and years lived with disability for 328 diseases and injuries for 195 countries, 1990-2016: a systematic analysis for the Global Burden of Disease Study 2016. *The Lancet*. 2017;390:1211-59. doi: 10.1016/S0140-6736(17)32154-2.
- Camaschella C. Iron deficiency. *Blood*. 2019;133:30-9. doi: 10.1182/blood-2018-05-815944.
- Georgieff MK. Iron deficiency in pregnancy. *Am J Obstet Gynecol*. 2020;223:516-24. doi: 10.1016/j.ajog.2020.03.006.
- Georgieff MK, Krebs NF, Cusick SE. The Benefits and Risks of Iron Supplementation in Pregnancy and Childhood. *Annu Rev Nutr*. 2019;39:121-46. doi: 10.1146/annurev-nutr-082018-124213.
- Radlowski EC, Johnson RW. Perinatal iron deficiency and neurocognitive development. *Front Hum Neurosci*. 2013;7:585. doi: 10.3389/fnhum.2013.00585.
- Kumar A, Rai AK, Basu S, Dash D, Singh JS. Cord blood and breast milk iron status in maternal anemia. *Pediatrics*. 2008;121:e673-7. doi: 10.1542/peds.2007-1986.
- Rahman MM, Abe SK, Rahman MS, Kanda M, Narita S, Bilano V et al. Maternal anemia and risk of adverse birth and health outcomes in low- and middle-income countries: systematic review and meta-analysis. *Am J Clin Nutr*. 2016;103:495-504. doi: 10.3945/ajcn.115.107896.
- Daru J, Zamora J, Fernandez-Felix BM, Vogel J, Oladapo OT, Morisaki N et al. Risk of maternal mortality in women with severe anaemia during pregnancy and post partum: a multilevel analysis. *Lancet Glob Health*. 2018;6:e548-e54. doi: 10.1016/S2214-109X(18)30078-0.
- Smith C, Teng F, Branch E, Chu S, Joseph KS. Maternal and Perinatal Morbidity and Mortality Associated With Anemia in Pregnancy. *Obstet Gynecol*. 2019;134:1234-44. doi: 10.1097/AOG.0000000000003557.
- Ray JG, Davidson AJ, Berger H, Dayan N, Park AL. Hemoglobin levels in early pregnancy and severe maternal morbidity: population-based cohort study. *BJOG*. 2020. doi: 10.1111/1471-0528.16216.
- Mirza FG, Abdul-Kadir R, Breymann C, Fraser IS, Taher A. Impact and management of iron deficiency and iron deficiency anemia in women's health. *Expert Rev Hematol*. 2018;11:727-36. doi: 10.1080/17474086.2018.1502081.
- Strauss WE, Auerbach M. Health-related quality of life in patients with iron deficiency anemia: impact of treatment with intravenous iron. *Patient Relat Outcome Meas*. 2018;9:285-98. doi: 10.2147/PROM.S169653.
- Patterson AJ, Brown WJ, Powers JR, Roberts DC. Iron deficiency, general health and fatigue: results from the Australian Longitudinal Study on Women's Health. *Qual Life Res*. 2000;9:491-7. doi: 10.1023/a:1008978114650.
- Ando K, Morita S, Higashi T, Fukuhara S, Watanabe S, Park J et al. Health-related quality of life among Japanese women with iron-deficiency anemia. *Qual Life Res*. 2006;15:1559-63. doi: 10.1007/s11136-006-0030-z.
- Girelli D, Marchi G, Camaschella C. Anemia in the Elderly. *Hemasphere*. 2018;2:e40. doi: 10.1097/HS9.0000000000000040.
- WHO. Global nutrition targets 2025: anaemia policy brief 2014. WHO; 2014 (https://www.who.int/nutrition/publications/globaltargets2025_policybrief_anaemia/en/, accessed 28 April, 2020).
- Kassebaum NJ, Jasrasaria R, Naghavi M, Wulf SK, Johns N, Lozano R et al. A systematic analysis of global anemia burden from 1990 to 2010. *Blood*. 2014;123:615-24. doi: 10.1182/blood-2013-06-508325.
- Munoz M, Gomez-Ramirez S, Kozek-Langenecker S, Shander A, Richards T, Pavia J et al. 'Fit to fly': overcoming barriers to preoperative haemoglobin optimization in surgical patients. *Br J Anaesth*. 2015;115:15-24. doi: 10.1093/bja/aev165.
- Fowler AJ, Ahmad T, Phull MK, Allard S, Gillies MA, Pearse RM. Meta-analysis of the association between preoperative anaemia and mortality after surgery. *Br J Surg*. 2015;102:1314-24. doi: 10.1002/bjs.9861.
- Klein AA, Collier TJ, Brar MS, Evans C, Hallward G, Fletcher SN et al. The incidence and importance of anaemia in patients undergoing cardiac surgery in the UK - the first Association of Cardiothoracic Anaesthetists national audit. *Anaesthesia*. 2016;71:627-35. doi: 10.1111/anae.13423.
- Nissenson AR, Wade S, Goodnough T, Knight K, Dubois RW. Economic burden of anemia in an insured population. *J Manag Care Pharm*. 2005;11:565-74. doi: 10.18553/jmcp.2005.11.7.565.
- Krishnasivam D, Trentino KM, Burrows S, Farmer SL, Picardo S, Leahy MF et al. Anemia in hospitalized patients: an overlooked risk in medical care. *Transfusion*. 2018;58:2522-8. doi: 10.1111/trf.14877.
- Koch CG, Li L, Sun Z, Hixson ED, Tang A, Phillips SC et al. Hospital-acquired anemia: prevalence, outcomes, and healthcare implications. *J Hosp Med*. 2013;8:506-12. doi: 10.1002/jhm.2061.
- Warner MA, Hanson AC, Frank RD, Schulte PJ, Go RS, Storie CB et al. Prevalence of and Recovery From Anemia Following Hospitalization for Critical Illness Among Adults. *JAMA Netw Open*. 2020;3:e2017843. doi: 10.1001/jamanetworkopen.2020.17843.
- Vincent JL, Baron JF, Reinhart K, Gattinoni L, Thijs L, Webb A et al. Anemia and blood transfusion in critically ill patients. *JAMA*. 2002;288:1499-507. doi: 10.1001/jama.288.14.1499.
- Goodnough LT, Maniatis A, Earnshaw P, Benoni G, Beris P, Bisbe E et al. Detection, evaluation, and management of preoperative anaemia in the elective orthopaedic surgical patient: NATA guidelines. *British journal of anaesthesia*. 2011;106:13-22. doi: 10.1093/bja/aeq361.
- Carroli G, Cuesta C, Abalos E, Gulmezoglu AM. Epidemiology of postpartum haemorrhage: a systematic review. *Best Pract Res Clin Obstet Gynaecol*. 2008;22:999-1012. doi: 10.1016/j.bpobgyn.2008.08.004.
- Gomez-Ramirez S, Jerico C, Munoz M. Perioperative anemia: Prevalence, consequences and pathophysiology. *Transfus Apher Sci*. 2019;58:369-74. doi: 10.1016/j.transci.2019.06.011.
- Rose J, Weiser TG, Hider P, Wilson L, Gruen RL, Bickler SW. Estimated need for surgery worldwide based on prevalence of diseases: a modelling strategy for the WHO Global Health Estimate. *Lancet Glob Health*. 2015;3 Suppl 2:S13-20. doi: 10.1016/S2214-109X(15)70087-2.
- Paniker J, Graham SM, Harrison JW. Global trauma: the great divide. *SICOT J*. 2015;1:19. doi: 10.1051/sicotj/2015019.
- Haagsma JA, Graetz N, Bolliger I, Naghavi M, Higashi H, Mullany EC et al. The global burden of injury: incidence, mortality, disability-adjusted life years and time trends from the Global Burden of Disease study 2013. *Inj Prev*. 2016;22:3-18. doi: 10.1136/injuryprev-2015-041616.
- Vora P, Pietila A, Peltonen M, Brobert G, Salomaa V. Thirty-Year Incidence and Mortality Trends in Upper and Lower Gastrointestinal Bleeding in Finland. *JAMA Netw Open*. 2020;3:e2020172. doi: 10.1001/jamanetworkopen.2020.20172.
- Laine L, Barkun AN, Saltzman JR, Martel M, Leontiadis GI. ACG Clinical Guideline: Upper Gastrointestinal and Ulcer Bleeding. *Am J Gastroenterol*. 2021;116:899-917. doi: 10.14309/ajg.0000000000001245.
- Barkun AN, Bardou M, Kuipers EJ, Sung J, Hunt RH, Martel M et al. International consensus recommendations on the management of patients with nonvariceal upper gastrointestinal bleeding. *Ann Intern Med*. 2010;152:101-13. doi: 10.7326/0003-4819-152-2-201001190-00009.
- Hreinsson JP, Gumundsson S, Kalaitzakis E, Bjornsson ES. Lower gastrointestinal bleeding: incidence, etiology, and outcomes in a population-based setting. *Eur J Gastroenterol Hepatol*. 2013;25:37-43. doi: 10.1097/MEG.0b013e32835948e3.
- Dahlerup JF, Eivindson M, Jacobsen BA, Jensen NM, Jorgensen SP, Laursen SB et al. Diagnosis and treatment of unexplained anemia with iron deficiency without overt bleeding. *Dan Med J*. 2015;62:C5072. (<https://www.ncbi.nlm.nih.gov/pubmed/25872536>, accessed

42. Mansour D, Hofmann A, Gemzell-Danielsson K. A Review of Clinical Guidelines on the Management of Iron Deficiency and Iron-Deficiency Anemia in Women with Heavy Menstrual Bleeding. *Adv Ther.* 2020. doi: 10.1007/s12325-020-01564-y.
43. Percy L, Mansour D, Fraser I. Iron deficiency and iron deficiency anaemia in women. *Best Pract Res Clin Obstet Gynaecol.* 2016. doi: 10.1016/j.bpobgyn.2016.09.007.
44. MacLeod JB, Winkler AM, McCoy CC, Hillyer CD, Shaz BH. Early trauma induced coagulopathy (ETIC): prevalence across the injury spectrum. *Injury.* 2014;45:910-5. doi: 10.1016/j.injury.2013.11.004.
45. Ranucci M, Baryshnikova E, Castelvécchio S, Pelissero G, Surgical, Clinical Outcome Research G. Major bleeding, transfusions, and anemia: the deadly triad of cardiac surgery. *Ann Thorac Surg.* 2013;96:478-85. doi: 10.1016/j.athoracsurg.2013.03.015.
46. Stokes ME, Ye X, Shah M, Mercaldi K, Reynolds MW, Rupnow MF et al. Impact of bleeding-related complications and/or blood product transfusions on hospital costs in inpatient surgical patients. *BMC Health Serv Res.* 2011;11:135. doi: 10.1186/1472-6963-11-135.
47. Alstrom U, Levin LA, Stahle E, Svedjeholm R, Friberg O. Cost analysis of re-exploration for bleeding after coronary artery bypass graft surgery. *Br J Anaesth.* 2012;108:216-22. doi: 10.1093/bja/aer391.
48. Disease GBD, Injury I, Prevalence C. Global, regional, and national incidence, prevalence, and years lived with disability for 310 diseases and injuries, 1990-2015: a systematic analysis for the Global Burden of Disease Study 2015. *Lancet.* 2016;388:1545-602. doi: 10.1016/S0140-6736(16)31678-6.
49. Camaschella C. Iron-deficiency anemia. *N Engl J Med.* 2015;372:1832-43. doi: 10.1056/NEJMr1401038.
50. Musallam KM, Taher AT. Iron deficiency beyond erythropoiesis: should we be concerned? *Curr Med Res Opin.* 2018;34:81-93. doi: 10.1080/03007995.2017.1394833.
51. Kanuri G, Sawhney R, Varghese J, Britto M, Shet A. Iron Deficiency Anemia Coexists with Cancer Related Anemia and Adversely Impacts Quality of Life. *PLoS One.* 2016;11:e0163817. doi: 10.1371/journal.pone.0163817.
52. Ponikowski P, van Veldhuisen DJ, Comin-Colet J, Ertl G, Komajda M, Mareev V et al. Beneficial effects of long-term intravenous iron therapy with ferric carboxymaltose in patients with symptomatic heart failure and iron deficiency. *Eur Heart J.* 2015;36:657-68. doi: 10.1093/eurheartj/ehu385.
53. Enjuanes C, Klip IT, Bruguera J, Cladellas M, Ponikowski P, Banasiak W et al. Iron deficiency and health-related quality of life in chronic heart failure: results from a multicenter European study. *Int J Cardiol.* 2014;174:268-75. doi: 10.1016/j.ijcard.2014.03.169.
54. Anker SD, Kirwan BA, van Veldhuisen DJ, Filippatos G, Comin-Colet J, Ruschitzka F et al. Effects of ferric carboxymaltose on hospitalisations and mortality rates in iron-deficient heart failure patients: an individual patient data meta-analysis. *Eur J Heart Fail.* 2018;20:125-33. doi: 10.1002/ejhf.823.
55. NICE. Heavy menstrual bleeding: assessment and management. London: National Institute for Health and Care Excellence Guideline; 2018 (<https://www.nice.org.uk/guidance/ng88/resources/heavy-menstrual-bleeding-assessment-and-management-pdf-1837701412549>, accessed 28 April, 2020).
56. Pavord S, Daru J, Prasannan N, Robinson S, Stanworth S, Gilling J et al. UK guidelines on the management of iron deficiency in pregnancy. *Br J Haematol.* 2020;188:819-30. doi: 10.1111/bjh.16221.
57. Rossler J, Schoenrath F, Seifert B, Kaserer A, Spahn GH, Falk V et al. Iron deficiency is associated with higher mortality in patients undergoing cardiac surgery: a prospective study. *Br J Anaesth.* 2020;124:25-34. doi: 10.1016/j.bja.2019.09.016.
58. Ferguson MT, Dennis AT. Defining peri-operative anaemia in pregnant women - challenging the status quo. *Anaesthesia.* 2019;74:237-45. doi: 10.1111/anae.14468.
59. Pavord S, Myers B, Robinson S, Allard S, Strong J, Oppenheimer C et al. UK guidelines on the management of iron deficiency in pregnancy. *Br J Haematol.* 2012;156:588-600. (<http://www.ncbi.nlm.nih.gov/pubmed/22512001>, accessed
60. Wieggersma AM, Dalman C, Lee BK, Karlsson H, Gardner RM. Association of Prenatal Maternal Anemia With Neurodevelopmental Disorders. *JAMA Psychiatry.* 2019;1-12. doi: 10.1001/jamapsychiatry.2019.2309.
61. Goobie SM, Faraoni D, Zurakowski D, DiNardo JA. Association of Preoperative Anemia With Postoperative Mortality in Neonates. *JAMA Pediatr.* 2016;170:855-62. doi: 10.1001/jamapediatrics.2016.1032.
62. Congdon EL, Westerlund A, Algarin CR, Peirano PD, Gregas M, Lozoff B et al. Iron deficiency in infancy is associated with altered neural correlates of recognition memory at 10 years. *J Pediatr.* 2012;160:1027-33. doi: 10.1016/j.jpeds.2011.12.011.
63. East P, Delker E, Lozoff B, Delva J, Castillo M, Gahagan S. Associations Among Infant Iron Deficiency, Childhood Emotion and Attention Regulation, and Adolescent Problem Behaviors. *Child Dev.* 2018;89:593-608. doi: 10.1111/cdev.12765.
64. Anand IS, Gupta P. Anemia and Iron Deficiency in Heart Failure: Current Concepts and Emerging Therapies. *Circulation.* 2018;138:80-98. doi: 10.1161/CIRCULATIONAHA.118.030099.
65. Klip IT, Comin-Colet J, Voors AA, Ponikowski P, Enjuanes C, Banasiak W et al. Iron deficiency in chronic heart failure: an international pooled analysis. *Am Heart J.* 2013;165:575-82 e3. doi: 10.1016/j.ahj.2013.01.017.
66. Jankowska EA, Rozentryt P, Witkowska A, Nowak J, Hartmann O, Ponikowska B et al. Iron deficiency: an ominous sign in patients with systolic chronic heart failure. *Eur Heart J.* 2010;31:1872-80. doi: 10.1093/eurheartj/ehq158.
67. Klip IT, Jankowska EA, Enjuanes C, Voors AA, Banasiak W, Bruguera J et al. The additive burden of iron deficiency in the cardiorenal-anemia axis: scope of a problem and its consequences. *Eur J Heart Fail.* 2014;16:655-62. doi: 10.1002/ejhf.84.
68. Gascon P, Arranz R, Bargay J, Ramos F. Fatigue- and health-related quality-of-life in anemic patients with lymphoma or multiple myeloma. *Support Care Cancer.* 2018;26:1253-64. doi: 10.1007/s00520-017-3948-5.
69. Sabbatini P. The Relationship between Anemia and Quality of Life in Cancer Patients. *Oncologist.* 2000;5 Suppl 2:19-23. accessed
70. Haldar K, Mohandas N. Malaria, erythrocytic infection, and anemia. *Hematology Am Soc Hematol Educ Program.* 2009:87-93. doi: 10.1182/asheducation-2009.1.87.
71. Redig AJ, Berliner N. Pathogenesis and clinical implications of HIV-related anemia in 2013. *Hematology Am Soc Hematol Educ Program.* 2013;2013:377-81. doi: 10.1182/asheducation-2013.1.377.
72. Villanueva C, Colomo A, Bosch A, Concepcion M, Hernandez-Gea V, Aracil C et al. Transfusion strategies for acute upper gastrointestinal bleeding. *N Engl J Med.* 2013;368:11-21. doi: 10.1056/NEJMoa1211801.
73. Jones AR, Bush HM, Frazier SK. Injury severity, sex, and transfusion volume, but not transfusion ratio, predict inflammatory complications after traumatic injury. *Heart Lung.* 2017;46:114-9. doi: 10.1016/j.hrtlng.2016.12.002.
74. Johnson DJ, Scott AV, Barodka VM, Park S, Wasey JO, Ness PM et al. Morbidity and Mortality after High-dose Transfusion. *Anesthesiology.* 2016;124:387-95. doi: 10.1097/ALN.0000000000000945.
75. Patel SV, Kidane B, Klingel M, Parry N. Risks associated with red blood cell transfusion in the trauma population, a meta-analysis. *Injury.* 2014;45:1522-33. doi: 10.1016/j.injury.2014.05.015.
76. Chaiwat O, Lang JD, Vavilala MS, Wang J, MacKenzie EJ, Jurkovich GJ et al. Early packed red blood cell transfusion and acute respiratory distress syndrome after trauma. *Anesthesiology.* 2009;110:351-60. doi: 10.1097/ALN.0b013e3181948a9700000542-200902000-00026 [pii].
77. Salim A, Hadjizacharia P, DuBose J, Brown C, Inaba K, Chan L et al. Role of anemia in traumatic brain injury. *J Am Coll Surg.* 2008;207:398-406. doi: 10.1016/j.jamcollsurg.2008.03.013.
78. Bochicchio GV, Napolitano L, Joshi M, Bochicchio K, Meyer W, Scalea TM. Outcome analysis of blood product transfusion in trauma patients: a prospective, risk-adjusted study. *World J Surg.* 2008;32:2185-9. doi: 10.1007/s00268-008-9655-0.
79. Weinberg JA, McGwin G, Jr., Marques MB, Cherry SA, 3rd, Reiff DA, Kerby JD et al. Transfusions in the less severely injured: does age of transfused blood affect outcomes? *J Trauma.* 2008;65:794-8. doi: 10.1097/TA.0b013e318184aa1100005373-200810000-00009 [pii].
80. Charles A, Shaikh AA, Walters M, Huehl S, Pomerantz R. Blood transfusion is an independent predictor of mortality after blunt trauma. *Am Surg.* 2007;73:1-5. (http://www.ncbi.nlm.nih.gov/entrez/query.fcgi?cmd=Retrieve&db=PubMed&dopt=Citation&list_uids=17249446, accessed
81. Malone DL, Dunne J, Tracy JK, Putnam AT, Scalea TM, Napolitano LM. Blood transfusion, independent of shock severity, is associated with worse outcome in trauma. *J Trauma.* 2003;54:898-905; discussion -7. doi: 10.1097/01.TA.0000060261.10597.5C.
82. Claridge JA, Sawyer RG, Schulman AM, McLemore EC, Young JS. Blood transfusions correlate with infections in trauma patients in a dose-dependent manner. *Am Surg.* 2002;68:566-72. (http://www.ncbi.nlm.nih.gov/entrez/query.fcgi?cmd=Retrieve&db=PubMed&dopt=Citation&list_uids=12132734, accessed
83. Moore FA, Moore EE, Sauaia A. Blood transfusion. An independent risk factor for postinjury multiple organ failure. *Arch Surg.* 1997;132:620-4; discussion 4-5. (http://www.ncbi.nlm.nih.gov/entrez/query.fcgi?cmd=Retrieve&db=PubMed&dopt=Citation&list_uids=9197854, accessed
84. Parsons EC, Kross EK, Ali NA, Vandevusse LK, Caldwell ES, Watkins TR et al. Red blood cell transfusion is associated with decreased in-hospital muscle strength among critically ill patients requiring mechanical ventilation. *J Crit Care.* 2013;28:1079-85. doi: 10.1016/j.jcrc.2013.06.020.
85. Zilberberg MD, Carter C, Lefebvre P, Raut M, Vekeman F, Duh MS et al. Red blood cell transfusions and the risk of acute respiratory distress syndrome among the critically ill: a cohort study. *Crit Care.* 2007;11:R63. doi: 10.1186/cc5934.
86. Gong MN, Thompson BT, Williams P, Pothier L, Boyce PD, Christiani DC. Clinical predictors of and mortality in acute respiratory distress syndrome: potential role of red cell transfusion. *Crit Care Med.* 2005;33:1191-8. doi: 10.1093/ccm/33.7.1191 [pii].

87. Shorr AF, Jackson WL, Kelly KM, Fu M, Kollef MH. Transfusion practice and blood stream infections in critically ill patients. *Chest*. 2005;127:1722-8. doi: 10.1378/chest.127.5.1722.
88. Corwin HL, Gettinger A, Pearl RG, Fink MP, Levy MM, Abraham E et al. The CRIT Study: Anemia and blood transfusion in the critically ill—current clinical practice in the United States. *Crit Care Med*. 2004;32:39-52. doi: 10.1097/01.CCM.0000104112.34142.79.
89. Taylor RW, O'Brien J, Trotter SJ, Manganaro L, Cytron M, Lesko MF et al. Red blood cell transfusions and nosocomial infections in critically ill patients. *Crit Care Med*. 2006;34:2302-8; quiz 9. doi: 10.1097/01.CCM.0000234034.51040.7F.
90. Kneyber MC, Hersi MI, Twisk JW, Markhorst DG, Plotz FB. Red blood cell transfusion in critically ill children is independently associated with increased mortality. *Intensive Care Med*. 2007;33:1414-22. doi: 10.1007/s00134-007-0741-9.
91. Gulack BC, Kirkwood KA, Shi W, Smith PK, Alexander JH, Burks SG et al. Secondary surgical-site infection after coronary artery bypass grafting: A multi-institutional prospective cohort study. *J Thorac Cardiovasc Surg*. 2018;155:1555-62 e1. doi: 10.1016/j.jtcvs.2017.10.078.
92. Shaw RE, Johnson CK, Ferrari G, Brizzio ME, Sayles K, Rioux N et al. Blood transfusion in cardiac surgery does increase the risk of 5-year mortality: results from a contemporary series of 1714 propensity-matched patients. *Transfusion*. 2014;54:1106-13. doi: 10.1111/trf.12364.
93. Horvath KA, Acker MA, Chang H, Bagiella E, Smith PK, Iribarne A et al. Blood transfusion and infection after cardiac surgery. *Ann Thorac Surg*. 2013;95:2194-201. doi: 10.1016/j.athoracsurg.2012.11.078.
94. Mikkola R, Gunn J, Heikkinen J, Wistbacka JO, Teittinen K, Kuttila K et al. Use of blood products and risk of stroke after coronary artery bypass surgery. *Blood transfusion = Trasfusione del sangue*. 2012;10:490-501. doi: 10.2450/2012.0119-11.
95. Stone GW, Clayton TC, Mehran R, Dangas G, Parise H, Fahy M et al. Impact of major bleeding and blood transfusions after cardiac surgery: analysis from the Acute Catheterization and Urgent Intervention Triage strategy (ACUITY) trial. *American heart journal*. 2012;163:522-9. doi: 10.1016/j.ahj.2011.11.016.
96. van Straten AH, Bekker MW, Soliman Hamad MA, van Zundert AA, Martens EJ, Schonberger JP et al. Transfusion of red blood cells: the impact on short-term and long-term survival after coronary artery bypass grafting, a ten-year follow-up. *Interactive cardiovascular and thoracic surgery*. 2010;10:37-42. doi: 10.1510/icvts.2009.214551.
97. Hajjar LA, Vincent JL, Galas FR, Nakamura RE, Silva CM, Santos MH et al. Transfusion requirements after cardiac surgery: the TRACS randomized controlled trial. *JAMA*. 2010;304:1559-67. doi: 10.1001/jama.2010.1446.
98. Karkouti K, Wijeyesundera DN, Yau TM, Callum JL, Cheng DC, Crowther M et al. Acute kidney injury after cardiac surgery: focus on modifiable risk factors. *Circulation*. 2009;119:495-502. doi: 10.1161/CIRCULATIONAHA.108.786913.
99. Scott BH, Seifert FC, Grimson R. Blood transfusion is associated with increased resource utilisation, morbidity and mortality in cardiac surgery. *Ann Card Anaesth*. 2008;11:15-9. (<http://www.ncbi.nlm.nih.gov/pubmed/18182754>, accessed
100. Murphy GJ, Reeves BC, Rogers CA, Rizvi SI, Cullford L, Angelini GD. Increased Mortality, Postoperative Morbidity, and Cost After Red Blood Cell Transfusion in Patients Having Cardiac Surgery. *Circulation*. 2007. doi: CIRCULATIONAHA.107.698977 [pii] 10.1161/CIRCULATIONAHA.107.698977.
101. Kulier A, Levin J, Moser R, Rumpold-Seitlinger G, Tudor IC, Snyder-Ramos SA et al. Impact of preoperative anemia on outcome in patients undergoing coronary artery bypass graft surgery. *Circulation*. 2007;116:471-9. doi: CIRCULATIONAHA.106.653501 [pii] 10.1161/CIRCULATIONAHA.106.653501.
102. Banbury MK, Brizzio ME, Rajeswaran J, Lytle BW, Blackstone EH. Transfusion increases the risk of postoperative infection after cardiovascular surgery. *J Am Coll Surg*. 2006;202:131-8. doi: S1072-7515(05)01430-4 [pii] 10.1016/j.jamcollsurg.2005.08.028.
103. Koch CG, Khandwala F, Li L, Estafanos FG, Loop FD, Blackstone EH. Persistent effect of red cell transfusion on health-related quality of life after cardiac surgery. *Ann Thorac Surg*. 2006;82:13-20. doi: S0003-4975(05)01355-X [pii] 10.1016/j.athoracsurg.2005.07.075.
104. Koch CG, Li L, Duncan AI, Mihaljevic T, Cosgrove DM, Loop FD et al. Morbidity and mortality risk associated with red blood cell and blood-component transfusion in isolated coronary artery bypass grafting. *Crit Care Med*. 2006;34:1608-16. doi: 10.1097/01.CCM.0000217920.48559.D8.
105. Rogers MA, Blumberg N, Saint SK, Kim C, Nallamothu BK, Langa KM. Allogeneic blood transfusions explain increased mortality in women after coronary artery bypass graft surgery. *Am Heart J*. 2006;152:1028-34. doi: S0002-8703(06)00657-0 [pii] 10.1016/j.ahj.2006.07.009.
106. Chelemer SB, Prato BS, Cox PM, Jr., O'Connor GT, Morton JR. Association of bacterial infection and red blood cell transfusion after coronary artery bypass surgery. *Ann Thorac Surg*. 2002;73:138-42. (http://www.ncbi.nlm.nih.gov/entrez/query.fcgi?cmd=Retrieve&db=PubMed&dopt=Citation&list_uids=11834000, accessed
107. Leal-Noval SR, Rincon-Ferrari MD, Garcia-Curiel A, Herruzo-Aviles A, Camacho-Larana P, Garnacho-Montero J et al. Transfusion of blood components and postoperative infection in patients undergoing cardiac surgery. *Chest*. 2001;119:1461-8. (http://www.ncbi.nlm.nih.gov/entrez/query.fcgi?cmd=Retrieve&db=PubMed&dopt=Citation&list_uids=11348954, accessed
108. Koch CG, Li L, Duncan AI, Mihaljevic T, Loop FD, Starr NJ et al. Transfusion in coronary artery bypass grafting is associated with reduced long-term survival. *Ann Thorac Surg*. 2006;81:1650-7. doi: S0003-4975(05)02283-6 [pii] 10.1016/j.athoracsurg.2005.12.037.
109. Goel R, Patel EU, Cushing MM, Frank SM, Ness PM, Takemoto CM et al. Association of Perioperative Red Blood Cell Transfusions With Venous Thromboembolism in a North American Registry. *JAMA Surg*. 2018. doi: 10.1001/jamasurg.2018.1565.
110. Johnson DJ, Johnson CC, Cohen DB, Wetzler JA, Kebaish KM, Frank SM. Thrombotic and Infectious Morbidity Are Associated with Transfusion in Posterior Spine Fusion. *HSS J*. 2017;13:152-8. doi: 10.1007/s11420-017-9545-9.
111. Goobie SM, DiNardo JA, Faraoni D. Relationship between transfusion volume and outcomes in children undergoing noncardiac surgery. *Transfusion*. 2016;56:2487-94. doi: 10.1111/trf.13732.
112. Whitlock EL, Kim H, Auerbach AD. Harms associated with single unit perioperative transfusion: retrospective population based analysis. *BMJ*. 2015;350:h3037. doi: 10.1136/bmj.h3037.
113. Ferraris VA, Davenport DL, Saha SP, Austin PC, Zwischenberger JB. Surgical outcomes and transfusion of minimal amounts of blood in the operating room. *Arch Surg*. 2012;147:49-55. doi: 10.1001/archsurg.2011.790.
114. Ferraris VA, Davenport DL, Saha SP, Bernard A, Austin PC, Zwischenberger JB. Intraoperative transfusion of small amounts of blood heralds worse postoperative outcome in patients having noncardiac thoracic operations. *The Annals of thoracic surgery*. 2011;91:1674-80; discussion 80. doi: 10.1016/j.athoracsurg.2011.01.025.
115. Al-Refaie WB, Parsons HM, Markin A, Abrams J, Habermann EB. Blood transfusion and cancer surgery outcomes: a continued reason for concern. *Surgery*. 2012;152:344-54. doi: 10.1016/j.surg.2012.06.008.
116. Linder BJ, Thompson RH, Leibovich BC, Cheville JC, Lohse CM, Gastineau DA et al. The impact of perioperative blood transfusion on survival after nephrectomy for non-metastatic renal cell carcinoma (RCC). *BJU Int*. 2013. doi: 10.1111/bju.12535.
117. Bernard AC, Davenport DL, Chang PK, Vaughan TB, Zwischenberger JB. Intraoperative transfusion of 1 U to 2 U packed red blood cells is associated with increased 30-day mortality, surgical-site infection, pneumonia, and sepsis in general surgery patients. *J Am Coll Surg*. 2009;208:931-7. doi: 10.1016/j.jamcollsurg.2008.11.019.
118. Beattie WS, Karkouti K, Wijeyesundera DN, Tait G. Risk associated with preoperative anemia in noncardiac surgery: a single-center cohort study. *Anesthesiology*. 2009;110:574-81. doi: 10.1097/ALN.0b013e31819878d3.
119. Bursi F, Barbieri A, Politi L, Di Girolamo A, Malagoli A, Grimaldi T et al. Perioperative red blood cell transfusion and outcome in stable patients after elective major vascular surgery. *Eur J Vasc Endovasc Surg*. 2009;37:311-8. doi: S1078-5884(08)00656-4 [pii] 10.1016/j.ejvs.2008.12.002.
120. Dunne JR, Malone D, Tracy JK, Gannon C, Napolitano LM. Perioperative anemia: an independent risk factor for infection, mortality, and resource utilization in surgery. *J Surg Res*. 2002;102:237-44. doi: 10.1006/jsre.2001.6330 S0022480401963309 [pii].
121. Gauvin F, Champagne MA, Robillard P, Le Cruguel JP, Lapointe H, Hume H. Long-term survival rate of pediatric patients after blood transfusion. *Transfusion*. 2008;48:801-8. doi: 10.1111/j.1537-2995.2007.01614.x.
122. Jagoditsch M, Pozgainer P, Klingler A, Tschmelitsch J. Impact of blood transfusions on recurrence and survival after rectal cancer surgery. *Dis Colon Rectum*. 2006;49:1116-30. doi: 10.1007/s10350-006-0573-7.
123. Xenos ES, Vargas HD, Davenport DL. Association of blood transfusion and venous thromboembolism after colorectal cancer resection. *Thromb Res*. 2012;129:568-72. doi: 10.1016/j.thromres.2011.07.047.
124. Chang H, Hall GA, Geerts WH, Greenwood C, McLeod RS, Sher GD. Allogeneic red blood cell transfusion is an independent risk factor for the development of postoperative bacterial infection. *Vox Sang*. 2000;78:13-8. doi: vox78013 [pii].
125. Vignali A, Braga M, Gianotti L, Radaelli G, Gentilini O, Russo A et al. A single unit of transfused allogeneic blood increases postoperative infections. *Vox Sang*. 1996;71:170-5. (http://www.ncbi.nlm.nih.gov/entrez/query.fcgi?cmd=Retrieve&db=PubMed&dopt=Citation&list_uids=8912460, accessed
126. Ho C, Sucato DJ, Richards BS. Risk factors for the development of delayed infections following posterior spinal fusion and instrumentation in adolescent idiopathic scoliosis patients. *Spine*. 2007;32:2272-7. doi: 10.1097/BRS.0b013e31814b1c0b.

127. Palmieri TL, Caruso DM, Foster KN, Cairns BA, Peck MD, Gamelli RL et al. Effect of blood transfusion on outcome after major burn injury: a multicenter study. *Crit Care Med*. 2006;34:1602-7. doi: 10.1097/01.CCM.0000217472.97524.0E.
128. Carson JL, Altman DG, Duff A, Noveck H, Weinstein MP, Sonnenberg FA et al. Risk of bacterial infection associated with allogeneic blood transfusion among patients undergoing hip fracture repair. *Transfusion*. 1999;39:694-700. (<http://www.ncbi.nlm.nih.gov/pubmed/10413276>, accessed
129. Salpeter SR, Buckley JS, Chatterjee S. Impact of more restrictive blood transfusion strategies on clinical outcomes: a meta-analysis and systematic review. *Am J Med*. 2014;127:124-31 e3. doi: 10.1016/j.amjmed.2013.09.017.
130. Trentino KM, Farmer SL, Leahy MF, Sanfilippo FM, Isbister JP, Mayberry R, et al. Systematic reviews and meta-analyses comparing mortality in restrictive and liberal haemoglobin thresholds for red cell transfusion: an overview of systematic reviews. *BMC Med*. 2020;18(1):154.
131. Rohde JM, Dimcheff DE, Blumberg N, Saint S, Langa KM, Kuhn L et al. Health care-associated infection after red blood cell transfusion: a systematic review and meta-analysis. *JAMA*. 2014;311:1317-26. doi: 10.1001/jama.2014.2726.
132. Remy KE, Hall MW, Cholette J, Juffermans NP, Nicol K, Doctor A et al. Mechanisms of red blood cell transfusion-related immunomodulation. *Transfusion*. 2018;58:804-15. doi: 10.1111/trf.14488.
133. Blumberg N. Deleterious clinical effects of transfusion immunomodulation: proven beyond a reasonable doubt. *Transfusion*. 2005;45:335-9S; discussion 9S-40S. doi: TRF00529 [pii] 10.1111/j.1537-2995.2005.00529.x.
134. Hod EA, Spitalnik SL. Harmful effects of transfusion of older stored red blood cells: iron and inflammation. *Transfusion*. 2011;51:881-5. doi: 10.1111/j.1537-2995.2011.03096.x.
135. Hunsicker O, Hessler K, Krannich A, Boemke W, Braicu I, Sehouli J et al. Duration of storage influences the hemoglobin rising effect of red blood cells in patients undergoing major abdominal surgery. *Transfusion*. 2018;58:1870-80. doi: 10.1111/trf.14627.
136. Yoshida T, Prudent M, D'Alessandro A. Red blood cell storage lesion: causes and potential clinical consequences. *Blood Transfus*. 2019;17:27-52. doi: 10.2450/2019.0217-18.
137. Isbister JP, Shander A, Spahn DR, Erhard J, Farmer SL, Hofmann A. Adverse blood transfusion outcomes: establishing causation. *Transfus Med Rev*. 2011;25:89-101. doi: 10.1016/j.tmr.2010.11.001.
138. Hofmann A, Farmer S, Shander A. Five drivers shifting the paradigm from product-focused transfusion practice to patient blood management. *The Oncologist*. 2011;16 Suppl 3:3-11. doi: 10.1634/theoncologist.2011-53-3.
139. Leahy MF, Hofmann A, Towler S, Trentino KM, Burrows SA, Swain SG et al. Improved outcomes and reduced costs associated with a health-system-wide patient blood management program: a retrospective observational study in four major adult tertiary-care hospitals. *Transfusion*. 2017;57:1347-58. doi: 10.1111/trf.14006.
140. Sixty-Third World Health Assembly WHA 63.12, Agenda item 11.17, 21 May 2010 - Availability, safety and quality of blood products. 2010 (http://apps.who.int/gb/ebwha/pdf_files/WHA63/A63_R12-en.pdf, accessed
141. Hofmann A, Nørgaard A, Kurz J, Choroaikayil S, Meybohm P, Zacharowski K et al. Building national programmes of Patient Blood Management (PBM) in the EU - A Guide for Health Authorities. Luxembourg: European Commission - Directorate-General for Health and Food Safety; 2017.
142. Shander A, Hardy JF, Ozawa S, Farmer S. Patient Blood Management, a global definition. *Anesth Analg*. Accepted for publication: August 05, 2021. accessed
143. Althoff FC, Neb H, Herrmann E, Trentino KM, Vernich L, Fullenbach C et al. Multimodal Patient Blood Management Program Based on a Three-pillar Strategy: A Systematic Review and Meta-analysis. *Ann Surg*. 2019;269:794-804. doi: 10.1097/SLA.0000000000003095.
144. Shander A, Goobie SM, Warne MA, Aapro M, Bisbe E, Perez-Calatayud AA et al. The Essential Role of Patient Blood Management in a Pandemic: A Call for Action. *Anesth Analg*. 2020. doi: 10.1213/ANE.0000000000004844.
145. Thomson J, Hofmann A, Barrett CA, Beeton A, Bellairs GRM, Boretti L et al. Patient blood management: A solution for South Africa. *S Afr Med J*. 2019;109:471-6. doi: 10.7196/SAMJ.2019.v109i7.13859.
146. Hofmann A, Spahn DR, Holtorf AP, Group PBMI. Making patient blood management the new norm(al) as experienced by implementors in diverse countries. *BMC Health Serv Res*. 2021;21:634. doi: 10.1186/s12913-021-06484-3.
147. Trentino KM, Mace HS, Leahy MF, Sanfilippo FM, Farmer SL, Murray K. Appropriate red cell transfusions are often avoidable through Patient Blood Management. *Blood Transfus*. 2020. doi: 10.2450/2020.2020.0434-20.
148. Ning S, Zeller MP. Management of iron deficiency. *Hematology Am Soc Hematol Educ Program*. 2019;2019:315-22. doi: 10.1182/hematology.2019000034.
149. Van Wyck DB, Mangione A, Morrison J, Hadley PE, Jehle JA, Goodnough LT. Large-dose intravenous ferric carboxymaltose injection for iron deficiency anemia in heavy uterine bleeding: a randomized, controlled trial. *Transfusion*. 2009;49:2719-28. doi: 10.1111/j.1537-2995.2009.02327.x.
150. Murray-Kolb LE, Beard JL. Iron treatment normalizes cognitive functioning in young women. *Am J Clin Nutr*. 2007;85:778-87. doi: 10.1093/ajcn/85.3.778.
151. Surbek D, Vial Y, Girard T, Breymann C, Bencaiova GA, Baud D et al. Patient blood management (PBM) in pregnancy and childbirth: literature review and expert opinion. *Arch Gynecol Obstet*. 2020;301:627-41. doi: 10.1007/s00404-019-05374-8.
152. Munoz M, Pena-Rosas JP, Robinson S, Milman N, Holzgreve W, Breymann C et al. Patient blood management in obstetrics: management of anaemia and haematinic deficiencies in pregnancy and in the post-partum period: NATA consensus statement. *Transfus Med*. 2017. doi: 10.1111/tme.12443.
153. Shaylor R, Weiniger CF, Austin N, Tzabazis A, Shander A, Goodnough LT et al. National and International Guidelines for Patient Blood Management in Obstetrics: A Qualitative Review. *Anesth Analg*. 2017;124:216-32. doi: 10.1213/ANE.0000000000001473.
154. Snegovskikh D, Souza D, Walton Z, Dai F, Rachler R, Garay A et al. Point-of-care viscoelastic testing improves the outcome of pregnancies complicated by severe postpartum hemorrhage. *J Clin Anesth*. 2018;44:50-6. doi: 10.1016/j.jclinane.2017.10.003.
155. Goobie SM, Gallagher T, Gross I, Shander A. Society for the advancement of blood management administrative and clinical standards for patient blood management programs. 4th edition (pediatric version). *Paediatr Anaesth*. 2019;29:231-6. doi: 10.1111/pan.13574.
156. Faraoni D, Meier J, New HV, Van der Linden PJ, Hunt BJ. Patient Blood Management for Neonates and Children Undergoing Cardiac Surgery: 2019 NATA Guidelines. *J Cardiothorac Vasc Anesth*. 2019;33:3249-63. doi: 10.1053/j.jvca.2019.03.036.
157. Juul SE, Vu PT, Comstock BA, Wadhawan R, Mayock DE, Courtney SE et al. Effect of High-Dose Erythropoietin on Blood Transfusions in Extremely Low Gestational Age Neonates: Post Hoc Analysis of a Randomized Clinical Trial. *JAMA Pediatr*. 2020;174:933-43. doi: 10.1001/jamapediatrics.2020.2271.
158. Task Force on Patient Blood Management for Adult Cardiac Surgery of the European Association for Cardio-Thoracic S, the European Association of Cardiothoracic A, Boer C, Meesters MI, Milojevic M, Benedetto U et al. 2017 EACTS/EACTA Guidelines on patient blood management for adult cardiac surgery. *J Cardiothorac Vasc Anesth*. 2018;32:88-120. doi: 10.1053/j.jvca.2017.06.026.
159. Birla R, Nawaytou O, Shaw M, Jackson A, Mills K, Kuduvalli M et al. Reducing Blood Transfusion in Aortic Surgery: A Novel Approach. *Ann Thorac Surg*. 2019;108:1369-75. doi: 10.1016/j.athoracsurg.2019.04.127.
160. Spahn DR, Bouillon B, Cerny V, Duranteau J, Filipescu D, Hunt BJ et al. The European guideline on management of major bleeding and coagulopathy following trauma: fifth edition. *Crit Care*. 2019;23:98. doi: 10.1186/s13054-019-2347-3.
161. Beverina I, Rationale G, Ranzini M, Aloni A, Finazzi S, Brando B. Early intravenous iron administration in the Emergency Department reduces red blood cell unit transfusion, hospitalisation, re-transfusion, length of stay and costs. *Blood Transfus*. 2020;18:106-16. doi: 10.2450/2019.0248-19.
162. Piran S, Schulman S. Treatment of bleeding complications in patients on anticoagulant therapy. *Blood*. 2019;133:425-35. doi: 10.1182/blood-2018-06-820746.
163. Pinilla-Gracia C, Mateo-Agudo J, Herrera A, Muñoz M. On the relevance of preoperative haemoglobin optimisation within a Patient Blood Management programme for elective hip arthroplasty surgery. *Blood Transfus*. 2020;18:182-90. doi: 10.2450/2020.0057-20.
164. Visagie M, Qin CX, Cho BC, Merkel KR, Kajstura TJ, Amin RM et al. The impact of patient blood management on blood utilization and clinical outcomes in complex spine surgery. *Transfusion*. 2019;59:3639-45. doi: 10.1111/trf.15544.
165. Gupta PB, DeMario VM, Amin RM, Gehrie EA, Goel R, Lee KHK et al. Patient Blood Management Program Improves Blood Use and Clinical Outcomes in Orthopedic Surgery. *Anesthesiology*. 2018. doi: 10.1097/ALN.0000000000002397.
166. Warner MA, Jambhekar NS, Saadeh S, Jacob EK, Kreuter JD, Mundell WC et al. Implementation of a patient blood management program in hematopoietic stem cell transplantation. *Transfusion*. 2019. doi: 10.1111/trf.15414.
167. Keding V, Zacharowski K, Bechstein WO, Meybohm P, Schnitzbauer AA. Patient Blood Management improves outcome in oncologic surgery. *World J Surg Oncol*. 2018;16:159. doi: 10.1186/s12957-018-1456-9.
168. Dias JD, Sautia A, Achneck HE, Hartmann J, Moore EE. Thromboelastography-guided therapy improves patient blood management and certain clinical outcomes in elective cardiac and liver surgery and emergency resuscitation: A systematic review and analysis. *J Thromb Haemost*. 2019;17:984-94. doi: 10.1111/jth.14447.
169. Gombotz H, Hofmann A, Nørgaard A, Kastner P. Supporting Patient Blood Management (PBM) in the EU - A Practical Implementation Guide for Hospitals. Luxembourg: European Commission - Directorate-General for Health and Food Safety; 2017.

170. Gross I, Seifert B, Hofmann A, Spahn DR. Patient blood management in cardiac surgery results in fewer transfusions and better outcome. *Transfusion*. 2015. doi: 10.1111/trf.12946.
171. Kaserer A, Rossler J, Braun J, Farokhzad F, Pape HC, Dutkowski P et al. Impact of a Patient Blood Management monitoring and feedback programme on allogeneic blood transfusions and related costs. *Anaesthesia*. 2019;74:1534-41. doi: 10.1111/anae.14816.
172. Trentino KM, Mace H, Symons K, Sanfilippo FM, Leahy MF, Farmer SL et al. Associations of a Preoperative Anemia and Suboptimal Iron Stores Screening and Management Clinic in Colorectal Surgery With Hospital Cost, Reimbursement, and Length of Stay: A Net Cost Analysis. *Anesth Analg*. 2021;132:344-52. doi: 10.1213/ANE.0000000000005241.
173. Bisbe E, Garcia-Casanovas A, Illa C, Varela J, Basora M, Barquero M et al. Maturity Assessment model for Patient Blood Management to assist hospitals in improving patients' safety and outcomes. The MAPBM project. *Blood Transfus*. 2020. doi: 10.2450/2020.0105-20.
174. Drabinski T, Zacharowski K, Meybohm P, Ruger AM, Ramirez de Arellano A. Estimating the Epidemiological and Economic Impact of Implementing Preoperative Anaemia Measures in the German Healthcare System: The Health Economic Footprint of Patient Blood Management. *Adv Ther*. 2020;37:3515-36. doi: 10.1007/s12325-020-01372-4.
175. Morton J, Anastassopoulos KP, Patel ST, Lerner JH, Ryan KJ, Goss TF et al. Frequency and outcomes of blood products transfusion across procedures and clinical conditions warranting inpatient care: an analysis of the 2004 healthcare cost and utilization project nationwide inpatient sample database. *Am J Med Qual*. 2010;25:289-96. doi: 1062860610366159 [pii] 10.1177/1062860610366159.
176. Trentino KM, Farmer SL, Swain SG, Burrows SA, Hofmann A, Ienco R et al. Increased hospital costs associated with red blood cell transfusion. *Transfusion*. 2014. doi: 10.1111/trf.12958.
177. Freedman J, Luke K, Escobar M, Vernich L, Chiavetta JA. Experience of a network of transfusion coordinators for blood conservation (Ontario Transfusion Coordinators [ONTraC]). *Transfusion*. 2008;48:237-50. doi: 10.1111/j.1537-2995.2007.01515.x.
178. Sherman RE, Anderson SA, Dal Pan GJ, Gray GW, Gross T, Hunter NL et al. Real-World Evidence - What Is It and What Can It Tell Us? *N Engl J Med*. 2016;375:2293-7. doi: 10.1056/NEJMs1609216.
179. Stein P, Kaserer A, Sprengel K, Wanner GA, Seifert B, Theusinger OM et al. Change of transfusion and treatment paradigm in major trauma patients. *Anaesthesia*. 2017;72:1317-26. doi: 10.1111/anae.13920.
180. Pearce BL, Smith I, Faulke D, Wall D, Fraser JF, Ryan EG et al. Protocol guided bleeding management improves cardiac surgery patient outcomes. *Vox Sang*. 2015. doi: 10.1111/vox.12279.
181. Deppe AC, Weber C, Zimmermann J, Kuhn EW, Slottoch I, Liakopoulos OJ et al. Point-of-care thromboelastography/thromboelastometry-based coagulation management in cardiac surgery: a meta-analysis of 8332 patients. *J Surg Res*. 2016;203:424-33. doi: 10.1016/j.jss.2016.03.008.
182. Moskowitz DM, McCullough JN, Shander A, Klein JJ, Bodian CA, Goldweir RS et al. The impact of blood conservation on outcomes in cardiac surgery: is it safe and effective? *Ann Thorac Surg*. 2010;90:451-8. doi: S0003-4975(10)00956-2 [pii] 10.1016/j.athoracsur.2010.04.089.
183. Froessler B, Palm P, Weber I, Hodyl NA, Singh R, Murphy EM. The Important Role for Intravenous Iron in Perioperative Patient Blood Management in Major Abdominal Surgery: A Randomized Controlled Trial. *Ann Surg*. 2016;264:41-6. doi: 10.1097/SLA.0000000000001646.
184. Khalafallah AA, Yan C, Al-Badri R, Robinson E, Kirkby BE, Ingram E et al. Intravenous ferric carboxymaltose versus standard care in the management of postoperative anaemia: a prospective, open-label, randomised controlled trial. *Lancet Haematol*. 2016;3:e415-25. doi: 10.1016/S2352-3026(16)30078-3.
185. Spahn DR, Schoenrath F, Spahn GH, Seifert B, Stein P, Theusinger OM et al. Effect of ultra-short-term treatment of patients with iron deficiency or anaemia undergoing cardiac surgery: a prospective randomised trial. *Lancet*. 2019. doi: 10.1016/S0140-6736(18)32555-8.
186. Wikkelsø A, Wetterslev J, Møller AM, Afshari A. Thromboelastography (TEG) or thromboelastometry (ROTEM) to monitor haemostatic treatment versus usual care in adults or children with bleeding. *Cochrane Database Syst Rev*. 2016;CD007871. doi: 10.1002/14651858.CD007871.pub3.
187. Karkouti K, Callum J, Wijeyesundera DN, Rao V, Crowther M, Grocott HP et al. Point-of-Care Hemostatic Testing in Cardiac Surgery: A Stepped-Wedge Clustered Randomized Controlled Trial. *Circulation*. 2016;134:1152-62. doi: 10.1161/CIRCULATIONAHA.116.023956.
188. Frank SM, Thakkar RN, Podlasek SJ, Ken Lee KH, Wintermeyer TL, Yang WW et al. Implementing a Health System-wide Patient Blood Management Program with a Clinical Community Approach. *Anesthesiology*. 2017;127:754-64. doi: 10.1097/ALN.0000000000001851.
189. Weber CF, Gorlinger K, Meininger D, Herrmann E, Bingold T, Moritz A et al. Point-of-care testing: a prospective, randomized clinical trial of efficacy in coagulopathic cardiac surgery patients. *Anesthesiology*. 2012;117:531-47. doi: 10.1097/ALN.0b013e318264c644.
190. Bolcato M, Russo M, Trentino K, Isbister J, Rodriguez D, Aprile A. Patient blood management: The best approach to transfusion medicine risk management. *Transfus Apher Sci*. 2020;102779. doi: 10.1016/j.transci.2020.102779.
191. Klein HG, Hrouda JC, Epstein JS. Crisis in the Sustainability of the U.S. Blood System. *N Engl J Med*. 2017;377:1485-8. doi: 10.1056/NEJMs1706496.
192. Carson JL, Triulzi DJ, Ness PM. Indications for and Adverse Effects of Red-Cell Transfusion. *N Engl J Med*. 2017;377:1261-72. doi: 10.1056/NEJMr1612789.
193. Ad N, Holmes SD, Patel J, Shuman DJ, Massimiano PS, Choi E et al. The impact of a multidisciplinary blood conservation protocol on patient outcomes and cost after cardiac surgery. *J Thorac Cardiovasc Surg*. 2017;153:597-605 e1. doi: 10.1016/j.jtcvs.2016.10.083.
194. Trentino KM, Mace HS, Symons K, Sanfilippo FM, Leahy MF, Farmer SL et al. Screening and treating pre-operative anaemia and suboptimal iron stores in elective colorectal surgery: a cost effectiveness analysis. *Anaesthesia*. 2021;76:357-65. doi: 10.1111/anae.15240.
195. Ganz T. Anemia of Inflammation. *N Engl J Med*. 2019;381:1148-57. doi: 10.1056/NEJMr1804281.
196. Shaw JG, Friedman JF. Iron deficiency anemia: focus on infectious diseases in lesser developed countries. *Anemia*. 2011;2011:260380. doi: 10.1155/2011/260380.
197. Horton S, Ross J. The economics of iron deficiency. *Food Policy*. 2003;28:51-7. accessed
198. Hunt JM. Reversing productivity losses from iron deficiency: the economic case. *J Nutr*. 2002;132:794S-801S. doi: 10.1093/jn/132.4.794S.
199. Plessow R, Arora NK, Brunner B, Tzogiou C, Eichler K, Brugger U et al. Social Costs of Iron Deficiency Anemia in 6-59-Month-Old Children in India. *PLoS One*. 2015;10:e0136581. doi: 10.1371/journal.pone.0136581.
200. McLean E, Cogswell M, Egli I, Wojdyla D, de Benoist B. Worldwide prevalence of anaemia, WHO Vitamin and Mineral Nutrition Information System, 1993-2005. *Public Health Nutr*. 2009;12:444-54. doi: 10.1017/S136898008002401.
201. Rossler J, Schoenrath F, Seifert B, Kaserer A, Spahn GH, Falk V et al. Iron deficiency is associated with higher mortality in patients undergoing cardiac surgery: a prospective study. *Br J Anaesth*. 2019. doi: 10.1016/j.bja.2019.09.016.
202. Koch CG, Reineks EZ, Tang AS, Hixson ED, Phillips S, Sabik JF, 3rd et al. Contemporary bloodletting in cardiac surgical care. *Ann Thorac Surg*. 2015;99:779-84. doi: 10.1016/j.athoracsur.2014.09.062.
203. Krishnasivam D, Trentino KM, Burrows S, Farmer SL, Picardo S, Leahy MF et al. Anemia in hospitalized patients: an overlooked risk in medical care. *Transfusion*. 2018. doi: 10.1111/trf.14877.
204. Collaboration GBDCKD. Global, regional, and national burden of chronic kidney disease, 1990-2017: a systematic analysis for the Global Burden of Disease Study 2017. *Lancet*. 2020;395:709-33. doi: 10.1016/S0140-6736(20)30045-3.
205. McClellan W, Aronoff SL, Bolton WK, Hood S, Lorber DL, Tang KL et al. The prevalence of anemia in patients with chronic kidney disease. *Curr Med Res Opin*. 2004;20:1501-10. doi: 10.1185/030079904X2763.
206. Stauffer ME, Fan T. Prevalence of anemia in chronic kidney disease in the United States. *PLoS One*. 2014;9:e84943. doi: 10.1371/journal.pone.0084943.
207. Ryu SR, Park SK, Jung JY, Kim YH, Oh YK, Yoo TH et al. The Prevalence and Management of Anemia in Chronic Kidney Disease Patients: Result from the Korean Cohort Study for Outcomes in Patients With Chronic Kidney Disease (KNOW-CKD). *J Korean Med Sci*. 2017;32:249-56. doi: 10.3346/jkms.2017.32.2.249.
208. Li Y, Shi H, Wang WM, Peng A, Jiang GR, Zhang JY et al. Prevalence, awareness, and treatment of anemia in Chinese patients with nondialysis chronic kidney disease: First multicenter, cross-sectional study. *Medicine (Baltimore)*. 2016;95:e3872. doi: 10.1097/MD.0000000000003872.
209. Roth GA, Johnson C, Abajobir A, Abd-Allah F, Abera SF, Abyu G et al. Global, Regional, and National Burden of Cardiovascular Diseases for 10 Causes, 1990 to 2015. *J Am Coll Cardiol*. 2017;70:1-25. doi: 10.1016/j.jacc.2017.04.052.
210. Lin X, Xu Y, Pan X, Xu J, Ding Y, Sun X et al. Global, regional, and national burden and trend of diabetes in 195 countries and territories: an analysis from 1990 to 2025. *Sci Rep*. 2020;10:14790. doi: 10.1038/s41598-020-71908-9.
211. Savarese G, Lund LH. Global Public Health Burden of Heart Failure. *Card Fail Rev*. 2017;3:7-11. doi: 10.15420/cfr.2016.25.2.
212. AlDallal SM, Jena N. Prevalence of Anemia in Type 2 Diabetic Patients. *J Hematol*. 2018;7:57-61. doi: 10.14740/jh411w.

213. Winkelmayer WC, Mitani AA, Goldstein BA, Brookhart MA, Chertow GM. Trends in anemia care in older patients approaching end-stage renal disease in the United States (1995-2010). *JAMA Intern Med.* 2014;174:699-707. doi: 10.1001/jamainternmed.2014.87.
214. Obrador GT, Pereira BJ. Anaemia of chronic kidney disease: an under-recognized and under-treated problem. *Nephrol Dial Transplant.* 2002;17 Suppl 11:44-6. doi: 10.1093/ndt/17.suppl_11.44.
215. Fox CH, Swanson A, Kahn LS, Glaser K, Murray BM. Improving chronic kidney disease care in primary care practices: an upstate New York practice-based research network (UNYNET) study. *J Am Board Fam Med.* 2008;21:522-30. doi: 10.3122/jabfm.2008.06.080042.
216. Ludwig H, Van Belle S, Barrett-Lee P, Birgegard G, Bokemeyer C, Gascon P et al. The European Cancer Anaemia Survey (ECAS): a large, multinational, prospective survey defining the prevalence, incidence, and treatment of anaemia in cancer patients. *European journal of cancer.* 2004;40:2293-306. doi: 10.1016/j.ejca.2004.06.019.
217. Xu H, Xu L, Page JH, Cannavale K, Sattayapiwat O, Rodriguez R et al. Incidence of anemia in patients diagnosed with solid tumors receiving chemotherapy, 2010-2013. *Clin Epidemiol.* 2016;8:61-71. doi: 10.2147/CLEP.S89480.
218. Sung H, Ferlay J, Siegel RL, Laversanne M, Soerjomataram I, Jemal A et al. Global Cancer Statistics 2020: GLOBOCAN Estimates of Incidence and Mortality Worldwide for 36 Cancers in 185 Countries. *CA Cancer J Clin.* 2021;71:209-49. doi: 10.3322/caac.21660.
219. Aapro M, Beguin Y, Bokemeyer C, Dicato M, Gascon P, Glaspy J et al. Management of anaemia and iron deficiency in patients with cancer: ESMO Clinical Practice Guidelines. *Ann Oncol.* 2018. doi: 10.1093/annonc/mdx758.
220. Brooker S, Hotez PJ, Bundy DA. Hookworm-related anaemia among pregnant women: a systematic review. *PLoS Negl Trop Dis.* 2008;2:e291. doi: 10.1371/journal.pntd.0000291.
221. Harding BN, Whitney BM, Nance RM, Ruderman SA, Crane HM, Burkholder G et al. Anemia risk factors among people living with HIV across the United States in the current treatment era: a clinical cohort study. *BMC Infect Dis.* 2020;20:238. doi: 10.1186/s12879-020-04958-z.
222. Global, regional, and national incidence, prevalence, and years lived with disability for 354 diseases and injuries for 195 countries and territories, 1990-2017: a systematic analysis for the Global Burden of Disease Study 2017. *Lancet.* 2018;392:1789-858. doi: 10.1016/s0140-6736(18)32279-7.
223. Frass KA. Postpartum hemorrhage is related to the hemoglobin levels at labor: Observational study. *Alexandria Journal of Medicine.* 2015;51:333-7. accessed
224. Elbadawi A, Elgendy IY, Jimenez E, Omer MA, Shahin HI, Ogunbayo GO et al. Trends and Outcomes of Elective Thoracic Aortic Repair and Acute Thoracic Aortic Syndromes in the United States. *Am J Med.* 2021;134:902-9.e5. doi: 10.1016/j.amjmed.2021.01.021.
225. Abdelmalik PA, Boorman DW, Tracy J, Jallo J, Rincon F. Acute Traumatic Coagulopathy Accompanying Isolated Traumatic Brain Injury is Associated with Worse Long-Term Functional and Cognitive Outcomes. *Neurocrit Care.* 2016;24:361-70. doi: 10.1007/s12028-015-0191-0.
226. Castle J, Mazmudar A, Bentrem D. Preoperative coagulation abnormalities as a risk factor for adverse events after pancreas surgery. *J Surg Oncol.* 2018;117:1305-11. doi: 10.1002/jso.24972.
227. Kotter JP. Leading change. Boston, Mass.: Harvard Business School Press; 1996.
228. Mafirakureva N, Nyoni H, Nkomo SZ, Jacob JS, Chikwereti R, Musekiwa Z et al. The costs of producing a unit of blood in Zimbabwe. *Transfusion.* 2016;56:628-36. doi: 10.1111/trf.13405.
229. Shander A, Hofmann A, Ozawa S, Theusinger OM, Gombotz H, Spahn DR. Activity-based costs of blood transfusions in surgical patients at four hospitals. *Transfusion.* 2010;50:753-65. doi: 10.1111/j.1537-2995.2009.02518.x.



Acknowledgements

The development and publication of the policy brief document was coordinated by Yuyun Maryuningsih (Team Lead, Blood and other Products of Human Origin, Health Products Policy and Standards Departments, WHO Headquarters, Geneva, Switzerland). The contribution of the following individuals and technical groups is gratefully acknowledged.

The working group members who contributed to drafting the chapters:

Yetmgeta Abdella (Medical Officer, WHO Regional Office for the Eastern Mediterranean, Cairo, Egypt).

Neil Blumberg^a (University of Rochester Medical Center, Transfusion Medicine Division/Blood Bank, Department of Pathology and Laboratory Medicine, Rochester, NY, USA).

Maurice Bucagu (Maternal Health Unit, Maternal, Newborn, Child, Adolescent Health and Ageing Department, Life Course Division, WHO Headquarters, Geneva, Switzerland).

Maria-Nieves Garcia Casal (Food and Nutrition Action in Health System Unit, Nutrition and Food Safety Department, Healthier Population Division, WHO Headquarters Geneva, Switzerland).

Mauricio Beltran Duran (Regional Adviser for Blood and Transplantation, WHO Regional Office for the Americas, Washington, DC, USA).

Jed Baron Gorlin (American Association of Blood Banks; VP of Medical and Quality Affairs, Memorial Blood Centers, a division of New York Blood Centers, USA).

Irwin Gross^a (Emeritus Chief of Pathology and Director of Clinical Laboratories at Eastern Maine Medical Center (EMMC), USA).

Jeff Hamdorf^a (Professor, Board Member, International Foundation for Patient Blood Management, Basel, Switzerland; Chair Western Australian Patient Blood Management Group, Clinical Training and Evaluation Centre, Medical School, The University of Western Australia, Australia).

Axel Hofmann^a (Vice President and Board Member, International Foundation for Patient Blood Management, Basel, Switzerland; Adjunct Professor, Medical School, CTEC, and Division of Surgery, Faculty of Health and Medical Sciences, The University of Western Australia; Visiting Professor, Institute of Anaesthesiology, University Hospital Zurich, Zurich, Switzerland).

James Isbister^a (Emeritus Consultant in Haematology and Transfusion Medicine and Clinical Professor of Medicine, Sydney Medical School, Royal North Shore Hospital of Sydney, Australia).

Shin Jinho (WHO Regional Office for the Western Pacific, Manila, Philippines).

Neelam Kumar Dhingra (Patient Safety Flagship Unit, Integrated Health Services Department, Life Course Division, WHO Headquarters, Geneva, Switzerland).

André Loua (Technical Officer for Blood Safety and Organ Transplants, WHO Regional Office for Africa, Brazzaville, Congo).

Sepideh Baghery Nejad (Quality of Care Unit, Integrated Health Services Department, Life Course Division, WHO Headquarters, Geneva, Switzerland).

Polischuk Olexandr (Regional Adviser for Blood and Transplantation, WHO Regional Office for Europe, Denmark).

Aryeh Shander^a (Emeritus Chief Department of Anesthesiology, Critical Care and Hyperbaric Medicine, Englewood Health; Courtesy Clinical Professor, University of Florida, College of Medicine; Adjunct Clinical Professor of Anesthesiology, Medicine and Surgery, Icahn School of Medicine at Mount Sinai, New York; Adjunct Clinical Professor of Anesthesiology and Critical Care, Rutgers University, Newark New Jersey, USA, Past President Society for the Advancement of Patient Blood Management).

Aparna Singh Shah (Regional Adviser for Blood and Transplantation, WHO Regional Office for South-East Asia, New Delhi, India).

Cynthia So Osman (Sanquin Blood Supply and Erasmus Medical Center-Rotterdam; International Society of Blood Transfusion, The Netherlands).

Junping Yu (Blood and other Products of Human Origin Team, Health Products Policy and Standards Department, Access to Medicine and Health Products Division, WHO Headquarters, Geneva, Switzerland).

Note: ^a core editing group members.

The individuals and organizations who reviewed and commented on the draft policy brief document:

Elvira Bisbe (Consultant, Department of Anaesthesiology, Perioperative Medicine Research Group, Hospital del Mar Medical Research Institute; Director, Anemia Working Group España (AWGE), Spain).

Kamel Boukef (WHO Expert Committee on Biological Standardization, Blood and In Vitro Diagnostics Track, Tunisia).

Angel Augusto Pérez Calatayud (Head of Division Critical Care Hospital General de Mexico Dr Eduardo Liceaga, Sociedad IberoAmericano de Patient Blood Management (SIAPBM), Mexico).

Pablo Carpintero (Professor, Gynecology and Obstetrics, University of Buenos Aires; Chair ACOG Argentine Section Vice President at AAPEC – Asociación Argentina para el Estudio del Climaterio, Argentina).

Howard Corwin (Geisinger Health System, Critical Care Medicine, Medical Director, Patient Blood Management, USA).

Ana Emilia del Pozo (Blood and In Vitro Diagnostics Track, WHO Expert Committee on Biological Standardization; Strategic Plan Advisor, Provincial Transfusion Service, Chaco, Argentina).

Jay Epstein (International Society of Blood Transfusion Working Party on Global Blood Safety, USA).

Shannon Farmer (Adjunct Senior Research Fellow, Medical School, CTEC, and Division of Surgery, The University of Western Australia; Honorary Research Fellow in Haematology, Department of Haematology, Royal Perth Hospital, Western Australia; Executive Committee, Western Australia Patient Blood Management Group, Perth, Western Australia).

Tatyana Fedorova (President of National Association of Specialists in Patient Blood Management (NASPBM), National Center for Obstetrics, Gynecology and Perinatology Named After V.I. Kulakov, Moscow, Russian Federation).

Bernd Froessler (Consultant Anaesthetist at the Lyell McEwin Hospital and Associate Professor at the University of Adelaide, Australia).

Elizabeth Geelhoed (Adjunct Professor Health Economics, School of Allied Health, The University of Western Australia).

Domenico Girelli (University of Verona, Department of Medicine, Verona, Italy).

Anneliese Hilger (WHO Advisory Group for Blood Regulation, Availability and Safety, Germany).

Salwa Hindawi (King Abdulaziz University, Jeddah, Saudi Arabia).

Pradeep Jayasuriya (General Practitioner and Director WA Iron Centre, Perth, Western Australia).

Tae-Yop Kim (Korean Society of Patient Blood Management, Korean Society of Anesthesiologists, and Department of Anesthesiology, Konkuk University Medical Center, Seoul, Republic of Korea).

Yong-Woo Kim (Director, Research Institute, National Cancer Center and Professor, Department of Cancer Policy and Population Health, National Cancer Center Graduate School of Cancer Science and Policy, Goyang, Republic of Korea).

Justina Kordai Ansah (National Blood Service, Ghana).

Ananthi Krishnamoorthy (Asia-Pacific Society for Patient Blood Management (ASPBM), Malaysia).

Cheuk-Kwong Lee (Hong Kong Red Cross Blood Transfusion Service, China, Hong Kong SAR).

Jens Meier (Kepler University Clinic, Linz, Austria; Network for the Advancement of patient Blood Management (NATA)).

Choudhury Nabajyoti (Health City Hospital, Guwahati, India).

John K. Olynyk (Gastroenterologist and Hepatologist, Fiona Stanley and Fremantle Hospitals, Western Australia; Dean of Clinical Research, School of Medical and Health Sciences, Edith Cowan University, Joondalup, Western Australia; Health Research Theme Lead, Edith Cowan University, Joondalup, Western Australia).

Sherri Ozawa (President, Society for the Advancement of Patient Blood Management).

Irina Poddubnaya (Russian Medical Academy for Continuous Professional Education, Moscow, Russian Federation).

Jameela Sathar (Malaysian Society of Haematology (MSH), Malaysia).

Martin Smid (Managing Director Sanquin Consulting Services; Director Academic Institute IDTM; Chair ISBT Working Party Global Blood Safety, the Netherlands).

Donat R. Spahn (Institute of Anesthesiology, University and University Hospital Zurich, Zurich, Switzerland).

Kevin Trentino (Senior Analyst, Data and Digital Innovation, East Metropolitan Health Service, Perth, Australia; Adjunct Research Fellow, Medical School, The University of Western Australia, Australia).

Elizabeth Vinelli (WHO Advisory Group for Blood Regulation, Availability and Safety; Senior Medical Adviser, Honduras Red Cross Blood Program, Honduras).

Luca Paolo Weltert (Professor, Saint Camillus International University for Health Sciences - Rome, Italy; Heart Surgeon, European Hospital, Rome, Italy).

Silvano Wendel (WHO Advisory Group for Blood Regulation, Availability and Safety, São Paulo, Brazil).

Christoph Andreas Zenger (Member of the Faculty of Law and the former Director of the Center for Health Law and Management at the University of Bern; President and Board Member, International Foundation for Patient Blood Management, Basel, Switzerland).





The urgent need to implement patient blood management: policy brief

ISBN 978-92-4-003574-4 (electronic version)

ISBN 978-92-4-003575-1 (print version)

© **World Health Organization 2021**

Some rights reserved. This work is available under the CC BY-NC-SA 3.0 IGO licence.

9789240035744



9 789240 035744